

**COMING FEBRUARY 1, 2011 . . .**

The new and *improved* **version 2 of the 10 Keys to Healthy Aging Resource Guide and Train-the-Trainer Manual** for the 10 Keys to Healthy Aging Online Educational Program.

***PLEASE NOTE:*** If you are currently enrolled in our *Online Educational Program* and are unable to obtain your Certificate of Completion by January 31, 2011, please contact Kathy Williams at [williamsk@edc.pitt.edu](mailto:williamsk@edc.pitt.edu) (email), 1-800-552-8140 (toll free), or 1-412-383-1312 (telephone).

# **The “10 Keys”™ to Healthy Aging**



**Resource Guide**

## **Medical Disclaimer:**

All material in the *“10 Keys”™ to Healthy Aging Resource Guide and Instructors Manual* is provided for your information only and may not be construed as personal medical advice or instruction. No action or inaction should be taken based solely on the contents of this information. Readers should consult appropriate healthcare professionals on any matter relating to their health and well-being. The Resource Guide and Manual are not substitutes for medical services. Do not act or rely upon this information without seeking the advice of your physician.

By using the *“10 Keys”™ to Healthy Aging Resource Guide and Instructors Manual*, you agree to hold the Center for Healthy Aging and all of its affiliated organizations harmless and waive liability for any information provided, and any decisions you may make related to this information or its use.

***Note to those who will use The “10 Keys”™ to  
Healthy Aging Class Resource Guide and/or  
The “10 Keys”™ to Healthy Aging Instructor Guide:***

*The “10 Keys”™ to Healthy Aging Guidelines used throughout this book were developed from evidence-based research in individuals age 65 years and older. With some modifications, the Guidelines can be adapted to be proactive to meet the needs of adults 50 years and older.*

Copyright ©2008 Center for Healthy Aging, A Centers for Disease Control Prevention Research Center, Graduate School of Public Health, University of Pittsburgh, Pittsburgh, Pennsylvania

The University of Pittsburgh’s Center for Healthy Aging is a member of the Prevention Research Centers Program, supported by the Centers for Disease Control and Prevention cooperative agreement number 5 U48 DP000025-05.

Printing of this publication was supported by the Centers for Disease Control and Prevention cooperative agreement number 5 U48 DP000025-05.

*Last Revised 5.14.2009*

# Table of Contents

	<u>Page</u>
<b>Introduction</b>	<b>i.1</b>
<b>Key #1: Lower Systolic Blood Pressure</b>	<b>1.1</b>
<b>Key #2: Stop Smoking</b>	<b>2.1</b>
<b>Key #3: Participate in Cancer Screenings</b>	<b>3.1</b>
<b>Key #4: Get Immunized Regularly</b>	<b>4.1</b>
<b>Key #5: Regulate Blood Glucose</b>	<b>5.1</b>
<b>Key #6: Lower LDL Cholesterol</b>	<b>6.1</b>
<b>Key #7: Be Physically Active</b>	<b>7.1</b>
<b>Key #8: Prevent Bone Loss &amp; Muscle Weakness</b>	<b>8.1</b>
<b>Key #9: Maintain Social Contact</b>	<b>9.1</b>
<b>Key #10: Combat Depression</b>	<b>10.1</b>
<b>Appendix A: References</b>	<b>A.1</b>

# Introduction

<b><u>Section Description</u></b>	<b><u>Page</u></b>
<b>Healthy Aging and Prevention Websites</b>	<b>i.2</b>
<b>The Center for Healthy Aging</b>	<b>i.3</b>
<b>The “10 Keys”™ to Healthy Aging Course</b>	<b>i.4</b>
<b>How is the “10 Keys”™ Guide Organized?</b>	<b>i.5</b>
<b>Community Health Ambassadors</b>	<b>i.6</b>
<b>The Aging of America</b>	<b>i.7</b>
<b>The Birth of the “10 Keys”™</b>	<b>i.8</b>
<b>The “10 Keys”™ Campaign</b>	<b>i.9</b>
<b>The Prevention in Practice Report</b>	<b>i.10</b>



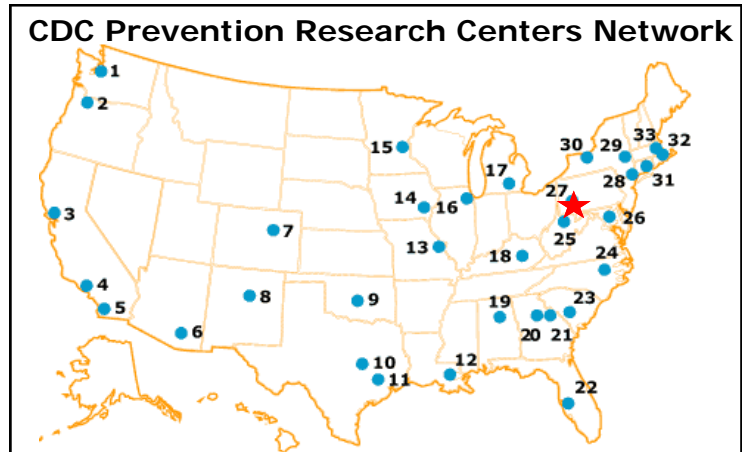
*Source: ©Microsoft Office Online, Clip Art, Senior Citizens*

# Community Ambassador Healthy Aging and Prevention Websites

Center for Healthy Aging	<a href="http://www.healthyaging.pitt.edu">http://www.healthyaging.pitt.edu</a>
Alzheimer's Association	<a href="http://www.alz.org">http://www.alz.org</a>
American Association of Retired Persons	<a href="http://www.aarp.org/health">http://www.aarp.org/health</a>
American Cancer Society	<a href="http://www.cancer.org">http://www.cancer.org</a>
American College of Sports Medicine	<a href="http://www.acsm.org">http://www.acsm.org</a>
American Diabetes Association	<a href="http://www.diabetes.org">http://www.diabetes.org</a>
American Dietetic Association	<a href="http://www.eatright.org">http://www.eatright.org</a>
American Heart Association	<a href="http://www.americanheart.org">http://www.americanheart.org</a>
Centers for Disease Control and Prevention	<a href="http://www.cdc.gov">http://www.cdc.gov</a>
National Arthritis Foundation	<a href="http://www.arthritis.org">http://www.arthritis.org</a>
National Institute of Health	<a href="http://www.nih.gov">http://www.nih.gov</a>
National Institute on Aging	<a href="http://nihseniorhealth.gov">http://nihseniorhealth.gov</a>
United States Department of Health and Human Services	<a href="http://www.hhs.gov">http://www.hhs.gov</a>
University of Pittsburgh Medical Center Patient Education Materials	<a href="http://patienteducation.upmc.com">http://patienteducation.upmc.com</a>

## The Center for Healthy Aging

The Center for Healthy Aging (CHA) was established in 2001 at the University of Pittsburgh's Graduate School of Public Health by a grant from the *Centers for Disease Control and Prevention* (CDC). The CDC Prevention Research Centers (PRC) network is nationwide.



Source: Centers for Disease Control Prevention Research Center

The CHA in Pittsburgh is unique from other CDC centers around the country in that it focuses on health promotion and disease prevention in individuals *50 years of age and older*. The CHA is proud to be a part of the CDC network.

The Community Ambassador program is an important activity of the CHA and the "10 Keys"™ to Healthy Aging have become the Center's cornerstone for an ambitious community outreach campaign. Thank you for your interest in this opportunity to take ownership of your health as well as to promote the "10 Keys"™ to others.



Source: ©Microsoft Office Online, Clip Art, Biking

This resource guide will prepare you to become a health ambassador or advocate for the "10 Keys"™ to Healthy Aging. We are pleased that you have decided to become a part of a team of individuals committed to working together to build a healthier community.

# Welcome

# Introduction

## The “10 Keys”™ to Healthy Aging

An educational course has been designed to include both classroom instruction and discussion to help you learn about healthy aging. These classes are taught in a small group by Certified Health Ambassadors. The course can be tailored in length to meet the needs of various organizations. Interested individuals must register for the course, which is scheduled at various locations. As a participant in the class, you will have an opportunity to practice skills and learn about:

- the need for health educators
- the importance of preventing disease and disability
- the background of the Keys to Healthy Aging
- the aging of America
- information on each of the “10 Keys”™
- how to complete a brief health assessment
- your own risk factors
- ways to introduce the “10 Keys”™ to others

Class participants will receive a certificate to commemorate the successful completion of the course. Graduates of the program are encouraged to attend future group sessions which are scheduled twice a year. These sessions are designed to facilitate information sharing, improve skills, and help keep you and your community motivated. There is also a newsletter, which is published twice a year, designed to share ideas among ambassadors.



Source: ©Microsoft Office Online,  
Clip Art, Notebook

### “10 Keys”™ Class Resource Guide

As a participant in the course, you will use this “10 Keys”™ Class Resource Guide, which is yours to keep. You will also receive other materials that you can distribute to family, friends, and others in your community. Ongoing support and encouragement from the Center for Healthy Aging team will help you to become a successful peer educator.

# How is the “10 Keys”™ Guide Organized?

The Guide includes this introduction chapter, as well as one chapter for each of the “10 Keys.”™ The Keys are numbered from 1 to 10, and could be presented to others in any order, either all together or one Key at a time. This *Introduction* provides a summary of important information that you will find very helpful. After the introduction section, each chapter will follow the same format:

**1. Handout:** Each key begins with a double-sided handout. The handout introduces the key, summarizes why the key is important, and explains the disease or condition. The back side of the handout describes actions that can be taken to improve or lower risk. You are strongly encouraged to share these handouts with other people.

Handouts for each key are also available online at [www.healthyaging.pitt.edu](http://www.healthyaging.pitt.edu)

**2. More Information About:** This section provides additional information that will help you be more informed and knowledgeable about each key. Some chapters do not have this section.

**3. Sharing the Wealth on Health:** This section provides suggestions and examples of ways that you can share the “10 Keys”™ messages with others.

**4. Personal Goals and Action Steps:** This worksheet gives you a chance to record your goals and action steps. This process will help you to commit to a specific plan of action.

**5. Activities:** These assignments can be done in class or at home. They will provide you with the opportunity to practice your new skills.

**6. Frequently Asked Questions:** This section will summarize questions and answers that may not be discussed during the overview of the key.

## Other Tools

In addition to the “10 Keys”™ Guide, you will have access to other resources. This includes a list of definitions, Web sites, tear-off pads for each of the “10 Keys”™ handouts and activities, and posters about the “10 Keys”™ campaign. You will be encouraged to post these throughout your community and asked to keep a record of where they are posted. It is important for the Center for Healthy Aging to keep track of the health impact of the “10 Keys”™ campaign.

# Introduction

## Community Health Ambassadors

### What is an Ambassador or Health Advocate?

The concept of involving community volunteers as ambassadors to teach others has been used in the past. Community volunteers have also been called peer leaders. Research involving peer leaders in various campaigns has demonstrated that community volunteers are an important way of supporting and advocating for various causes. The success of these efforts motivated the CHA to recruit local residents like you who expressed an interest in their own health and the health of others.

### Who Can Be a Community Health Ambassador?

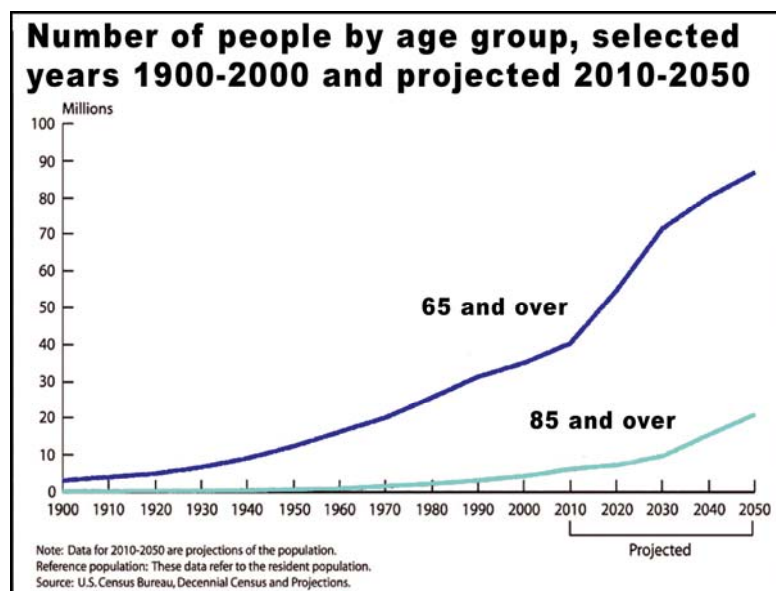
The Center for Healthy Aging is recruiting caring volunteers who are interested in taking ownership of their health as well as promoting prevention and healthy aging in their families, friends, and/or communities. No past professional or formal education is necessary. What is necessary, however, is an interest in helping others. The class materials make learning about the “10 Keys”™ to Healthy Aging easy, motivating, and fun.



Source: University of Pittsburgh, Center for Healthy Aging, a Centers for Disease Control Prevention Research Center

## The Aging of America

The older adult population in the US is growing rapidly and is expected to double over the next 30 years. This increase is occurring in both the 65 and older age group as well as in the 85 and older age group. The aging of America is influencing all age groups in almost all areas of life. Past images of frailty and dependence are being replaced with ones of vitality, strength, wisdom, and independence. Healthy adults are likely to work, volunteer, and travel, and they are interested in their health and that of future generations. Keeping adults healthy as they age by focusing on the “10 Keys”™ to Healthy Aging provides an opportunity for the Center for Healthy Aging to take prevention into the community.



The Center for Healthy Aging was established in Allegheny County, Pennsylvania, an area that has the second largest population of older adults in the country. One important challenge for the Center is to respond to the needs of the aging adult community with creative approaches to prevention that promote healthy aging. These efforts help adults remain as independent, functional, and contributing members of our society as they age. The Center for Healthy Aging has responded to this challenge with the “10 Keys”™ to Healthy Aging campaign. The concept of recruiting community health ambassadors to carry the message to the general public grew out of the need to educate the entire community about what people can do while they are healthy to prevent sickness and disability.

# Introduction

## The Birth of the “10 Keys”™



*Source: ©Microsoft Office Online, Clip Art, Couples*

Gerontology, the science of aging, is important to the understanding of diseases and conditions common to adults as they age. At the University of Pittsburgh, and at other centers across the country, many researchers are interested in healthy aging. They have conducted numerous studies over many years to learn about the major health conditions that lead to poor health and to determine what can be done to prevent these conditions from occurring.

Researchers have studied individuals to determine whether lifestyle changes, such as participating in cancer screenings and getting vaccines, result in improved health. From these studies, researchers have learned that older adults who improve their lifestyles in order to lower their risk for disease do experience significant health improvements.

The great news is that improvements in health are possible at any age. This research provided the groundwork that identified ten key health areas and risk factors that could be targeted to lead to big health payoffs for adults as they age. These “10 Keys”™ to Healthy Aging form the basis for a community-wide health promotion campaign that focuses on the health and well being of the whole person. This is important because many healthy adults age with more than one medical condition. A holistic approach to health provides a broad range of outreach opportunities for individuals and communities to become involved.

# The “10 Keys”™ Campaign

Successful aging has been defined as freedom from cardiovascular disease, cancer, and respiratory problems, as well as good physical and cognitive function. The “10 Keys”™ to Healthy Aging were identified with this in mind to target the causes of disease and disability that could be greatly reduced, postponed, or eliminated to promote successful or healthy aging in functional older adults.

An ideal health campaign would include all “10 Keys”™ and strive to empower the community to become actively involved in promoting health. Successful public health campaigns must involve a wide range of programs and resources to be effective. Many individuals, organizations, and groups are needed. You are key to carrying the message of healthy aging to your family, friends, and community members.

### **The “10 Keys”™ to Healthy Aging**

- 1. Lower Systolic Blood Pressure**
- 2. Stop Smoking**
- 3. Participate in Cancer Screenings**
- 4. Get Immunized Regularly**
- 5. Regulate Blood Glucose**
- 6. Lower LDL Cholesterol**
- 7. Be Physically Active**
- 8. Prevent Bone Loss and Muscle Weakness**
- 9. Maintain Social Contact**
- 10. Combat Depression**

*Source: ©2008--Center for Healthy Aging, a Centers for Disease Control Prevention Research Center, Graduate School of Public Health, University of Pittsburgh*

# Introduction

## The Prevention in Practice Report

The “10 Keys”™ to Healthy Aging campaign uses risk factor assessment as a simple and useful tool to help individuals learn about their overall health.

The Prevention In Practice (PIP) report has been designed to involve adults in learning about their personal risk factors and identifying keys that require action. The PIP report includes the five columns described below. Actions or steps (Column 5) that are necessary to improve or lower risk factors are reviewed in the various chapters in this guide.

No Key	“10 Keys”™ to Healthy Aging	Center for Healthy Aging Goals	How to talk to your doctor about your health	If action required check box
(1)	(2)	(3)	(4)	(5)
Number of the specific key	A description of the key	The goal for each key. These goals are based upon the most recent scientific/medical information	Provides a brief statement or question to help individuals prepare to talk with their physician	A check mark indicates that action is required

Which key is addressed first or what plan of action to initiate is a personal decision. The important point is that an action plan is developed. As an enrollee in the “10 Keys”™ course, you will have the opportunity to assess your own “10 Keys”™ areas. Feel free to add your own information to your copy of the report. A complete PIP Report is on the next page. You will receive a copy of the PIP Report to take home and share with your health care provider. This report is an important addition to your medical record.

You may also be asked to assist others in completing this PIP assessment report. This will help you teach others about the “10 Keys.”™



# Prevention In Practice (PIP) Report

## Guidelines for Age 50 and Over

	<b>"10 Keys"™ to Healthy Aging</b>	<b>Center for Healthy Aging Goals</b>	<b>How to talk to your doctor about your health</b>	<b>Check Box If Action Needed</b>
<b>1</b>	<b>Lower Systolic Blood Pressure</b>	Under 140 mmHg (Best is <120 mmHg) Know your number, check regularly & record it	What is my blood pressure reading? Help me to get my blood pressure below 140 mm/Hg.	
<b>2</b>	<b>Stop Smoking</b>	No Tobacco Use	I am trying to smoke less.	
<b>3</b>	<b>Prostate (men)</b>	Prostate Specific Antigen (test yearly) In consultation with your physician	What do the results of my PSA test mean?	
	<b>Breast (women)</b>	Mammogram (test yearly)	I need a prescription for my mammogram.	
	<b>Cervical (women)</b>	Pap test & pelvic exam (test every 2 yrs)	I need a Pap smear and pelvic exam.	
	<b>Colon</b>	Colonoscopy (test every 10 yrs)	I am concerned about colon cancer. I need a prescription for a colonoscopy.	
<b>4</b>	<b>Get Immunized Regularly</b>	Flu shot (yearly) Pneumonia Vaccine (one lifetime shot)	I need a flu shot. Have I ever received a pneumonia shot?	
<b>5</b>	<b>Regulate Blood Glucose</b>	Under 100 mg/dl fasting Know your number & take action if necessary	Do I have diabetes? Help me to get my blood glucose under 100 mg/dl.	
<b>6</b>	<b>Lower LDL Cholesterol</b>	Under 100 mg/dl Know the number & take action if necessary	Help me to get my LDL under 100 mg/dl. Can we consider drug therapy?	
<b>7</b>	<b>Be Physically Active</b>	Moderate activity at least 2 ½ hours per week	I am having difficulty being active because _____.	
<b>8</b>	<b>Prevent Bone Loss &amp; Muscle Weakness</b>	Get a bone density test and follow up if needed	I am concerned about bone loss. I need a prescription for a bone density test.	
<b>9</b>	<b>Maintain Social Contact</b>	Participate in conversation or activities with others at least once a week	I don't interact with anyone.	
<b>10</b>	<b>Combat Depression</b>	Maintain good mental health	I feel sad most of the time. Can we discuss treatment options?	

Version #9, 03-07-08

Source: ©2008--Center for Healthy Aging, a Centers for Disease Control Prevention Research Center, Graduate School of Public Health, University of Pittsburgh

# Key #1

## Lower Systolic Blood Pressure

<u>Section Description</u>	<u>Page</u>
<b>Handout: Lower Systolic Blood Pressure</b>	<b>1.1</b>
<b>More Information About Blood Pressure</b>	<b>1.3</b>
<b>Sharing the Wealth on Health</b>	<b>1.6</b>
<b>Personal Goals and Action Steps</b>	<b>1.7</b>
<b>Take-Home Assignments</b>	<b>1.8</b>
<b>Frequently Asked Questions</b>	<b>1.10</b>



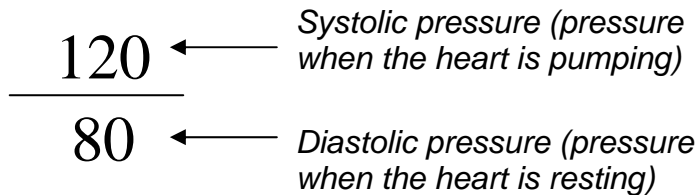
*Source: ©Microsoft Office Online, Clip Art, Expressions*



# Lower Systolic Blood Pressure

## What is Blood Pressure?

Blood pressure is defined as the force with which blood pumps through the body. High blood pressure, also known as *hypertension*, places an extra burden on your heart and blood vessels.



**High blood pressure usually has no symptoms and is often referred to as the silent killer**

### Hypertension is the Primary Cause of:

**Heart Attack  
Stroke  
Age-Related Dementia  
Memory Loss  
Kidney Failure  
Congestive Heart Failure**

**More than 70% of adults age 60 and over suffer from high blood pressure, making it a very common condition.**

National Center for Health Statistics, Trends in Healthy Americans. Health, United States, 2006

Controlling systolic blood pressure is important as we age. The best blood pressure is the level at which your risk is lowest. In adults the ideal systolic pressure is below 120.

### Risk Factors for High Blood Pressure

- Obesity
- High-Sodium Diet
- Inactivity
- Tobacco Use
- Drinking Alcohol
- Age
- Race
- Heredity

High blood pressure is a serious condition requiring lifelong treatment. It is possible to lower blood pressure with medication and lifestyle changes.

**Goal: Lower systolic blood pressure (best is less than 120)**

# Take Action

You can lower  
your blood pressure!

## Step 1: Know and record your numbers

**Monitor** your blood pressure over time and **record** your numbers on a wallet card or personal health record. Work to keep your systolic blood pressure below 120.

## Step 2: Discuss your blood pressure with your doctor

**Be Prepared:** Know your numbers and bring your records to your appointments.

**Ask Questions:** Ask the doctor to explain your diagnosis and give you specific recommendations for lifestyle changes and medications.

**Share Your Point of View:** Discuss your concerns and plan of lifestyle change with your doctor.



Source: ©Microsoft Office  
Online, Clip Art, Blood  
Pressure Equipment

## Step 3: Modify your lifestyle

**Maintain a Healthy Weight:** If overweight, set a weight loss goal.

**Be Physically Active:** Engage in at least 30 minutes of physical activity most days of the week.

**Follow a Heart Healthy Eating Plan** that is low in saturated fat, includes five or more fruits and vegetables, and lower-fat or fat free dairy products.

**Reduce Sodium in Your Diet:** Choose fewer processed foods and read labels in order to purchase foods with less than 120 mg sodium/serving, for a total of less than 2300 mg a day. Taste foods before salting; use herbs and spices to flavor your foods.

**Drink Alcohol in Moderation:** If you drink alcoholic beverages, limit to one drink a day for women or two drinks a day for men.

## Step 4: If medication is prescribed, take it as directed

For the best blood pressure control, combine lifestyle habits and medications. Many individuals will require several different medications to lower blood pressure. Most have few side effects and a number of them are low cost.



## More Information About Blood Pressure

### Encourage Action

#### Monitor your blood pressure between physician visits

Take advantage of free blood pressure screenings that are offered by health care facilities, pharmacies, gyms, or local community centers.

#### Talk to your doctor

- Write down your questions before your visit and take them with you.
- Ask your doctor to review your personal risk factors.
- Review your blood pressure records.
- Understand that medications may be needed.
- Ask about your current medications.
  - What side effects should I be aware of? Is there a less expensive alternative?
  - Would adding another medication get my systolic blood pressure below 120?
- Ask about any physical activity and diet recommendations or limitations.

#### Take your medication as prescribed

Taking your medications as prescribed can prevent a heart attack, stroke, and congestive heart failure. These are serious conditions in which the heart cannot pump as much blood as the body needs. Make taking your medicine part of your daily routine so you don't forget.



Source: ©Microsoft Office  
Online, Clip Art, Pills

- Take medications at the same time every day (coordinate with meals or other daily events)
- Use a pill box to organize and remind you
- Use a calendar to cross off doses after they are taken
- Leave notes out to remind yourself
- Ask family and friends to remind you
- Make sure you keep a daily dose with you when you travel or make a day trip
- Call your pharmacy for a refill before you run out or sign up for automatic refills
- Keep pills in an obvious place that you see every

# More Information About Blood Pressure

## Encourage Action

### *Modify Your Lifestyle*

Lifestyle changes are important even if medications are prescribed.

### **Maintain a Healthy Weight**

Maintain a healthy body weight. Losing just 10 pounds, if you are overweight, can lower your blood pressure.

### **Be Physically Active**

**At least 30 minutes** of physical activity on most days of the week can help you prevent or control high blood pressure.



Source: ©Microsoft  
Office Online, Clip  
Art, Spices

### **Reduce Sodium in Your Diet**

- Most sodium comes from salt added during processing.
- Taste food before salting. As you use less salt, foods will begin to taste salty. Over time you will prefer foods with less salt.
- Buy fresh, frozen, or canned “with no salt added” vegetables.
- Use herbs, spices, and salt-free seasoning blends in cooking and at the table.
- “Convenience” foods are often high in sodium and fat. Read labels and choose the brands with lower sodium and fat. Cut back on frozen dinners, pizza, packaged mixes, canned soups, and salad dressings as these can be high in salt.
- Rinse canned foods, such as tuna or vegetables, to remove some sodium.

### **Drink Alcohol in Moderation**

In addition to raising blood pressure, alcohol adds calories to your diet that can prevent weight loss. Limit to 1 drink a day for women, 2 drinks for men.

### **Stop Smoking or Using Tobacco**

Smoking raises your blood pressure and can cause scarring in the blood vessels, which further limits blood flow. Additives in smokeless tobacco will also cause your **blood vessels to narrow**, raising your blood pressure.

# Systolic Blood Pressure

## Sharing the Wealth on Health

### Tips for Promoting Healthy Blood Pressure

- When asked to bring a food item to an event or potluck, bring fresh fruit or vegetables, unsalted pretzels, or a healthy, homemade lower-sodium dish. Encourage others to do the same.
- When you speak with friends who are considering increasing their daily activity level, encourage them to make small changes, such as parking farther from their destination. Small changes can lead to big improvements.
- Learn how to take blood pressures or find others who can so that you can help your friends and family know and monitor their numbers.
- Try to share what you've learned with community leaders who can help you get your message out.
- Bring copies of the blood pressure handouts with you when you go to group meetings or events.
- Encourage others to take their blood pressure monitors to their doctors for calibration. Calibration keeps the blood pressure monitor readings correct.
- Pass out blood pressure wallet cards so that others can track their progress.



*Source: ©Microsoft Office Online, Clip Art, Blood Pressure*

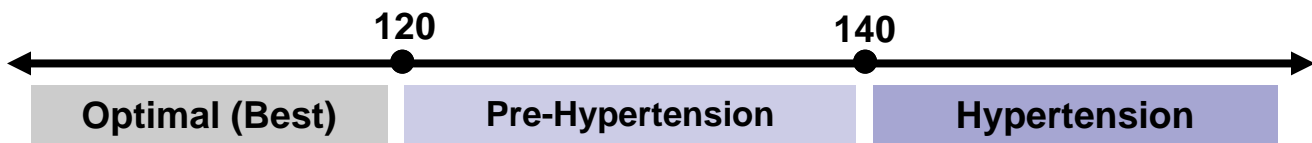
### Ideas for Promoting Healthy Blood Pressure


# Systolic Blood Pressure

## Personal Goals & Action Steps

My Current Blood Pressure: \_\_\_\_\_

### Systolic Blood Pressure Levels




My Personal Blood Pressure Goals: \_\_\_\_\_

---

---

---

---



Source: ©Microsoft  
Office Online, Clip  
Art, Blood Pressure

### Steps Toward Attaining My Goals

1. \_\_\_\_\_
2. \_\_\_\_\_
3. \_\_\_\_\_
4. \_\_\_\_\_
5. \_\_\_\_\_

# Systolic Blood Pressure

## Take-Home Assignment #1

Find a place in your community where you can get your blood pressure checked. This may be an automated machine at a pharmacy or a free service at a clinic. Go to this place and have your blood pressure taken. Write down your blood pressure on your wallet card.

How was your experience? What suggestions do you have for others?

---

---

---

Talk to a friend or family member about blood pressure. Ask them if they know their blood pressure number. Write out what you want to say before you meet. Use the blood pressure handout as a reference.

“I am taking a class on Healthy Aging. May I talk to you about blood pressure and its risk factors?”

---

---

---

How did the conversation go? What would you do differently next time?

---

---

---

---

# Systolic Blood Pressure

## Take-Home Assignment #2

Look through your kitchen cupboards and pull out four different foods that you eat during a typical week. List these foods and their sodium content on the chart below. Take this page with you to the grocery store.

The next time you go grocery shopping, pick a day when you will have time to read and compare food labels. Purchase food items that are similar to the ones you have at home, but that have less sodium. List their sodium content once you get home. Compare them to the ones in your cupboard. How much sodium did you save? Remember that you should have less than 2300 mg of sodium per day.

Type of food from your kitchen	Sodium in kitchen foods	Sodium in low salt food	Sodium saved
<b>Example:</b> Canned Peas	380 mg	125 mg	255 mg
Cereal:	mg	mg	mg
Salad Dressing:	mg	mg	mg
Canned Soup:	mg	mg	mg
Frozen Dinner:	mg	mg	mg

Use your lower-sodium foods to prepare a favorite food or recipe. Invite some friends and family over to sample your lower-sodium creations.

This dinner party is a good opportunity to discuss with your guests the importance of reducing sodium intake. If you don't tell them it's lower sodium they will never know.

The meal you have prepared will serve as a great example of how easy and enjoyable lower sodium choices can be.



Source: ©Microsoft Office Online, Clip Art, Soup

# Systolic Blood Pressure

## Frequently Asked Questions

### ***Can my systolic blood pressure be too low?***

Yes, if your systolic (top) blood pressure is consistently below 90 and is causing problems such as fainting or dizziness, you should contact your doctor. There are many reasons for “low” blood pressure and your doctor will investigate the cause.

### ***How does sodium affect blood pressure?***

Eating too much sodium causes the body to retain fluid. This extra fluid places added pressure on the arteries, which causes your blood pressure to rise. Most Americans eat more than double the recommended level of sodium.

### ***How does physical activity help lower my blood pressure?***

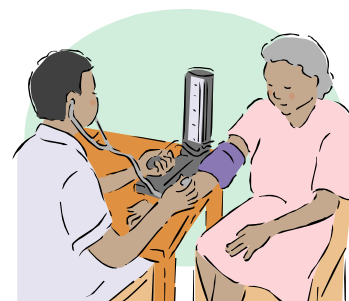
Regular physical activity helps to maintain a healthy weight, and makes your heart stronger. A strong heart can pump blood with less effort, which in turn is less pressure on your arteries.

### ***Why does blood pressure increase with age?***

As people age, their blood vessels become less elastic.

### ***Why do I have to keep taking my blood pressure medication if my blood pressure is normal again?***

Your blood pressure is in the “normal” range because the medication is working to control it. Keep taking your pills to keep your blood pressure controlled. Do not change your medication without talking to your doctor.



Source: ©Microsoft Office Online, Clip Art, Blood Pressure

The questions I still have about blood pressure are: \_\_\_\_\_

\_\_\_\_\_

\_\_\_\_\_

\_\_\_\_\_

# Key #2

## Stop Smoking

<b><u>Section Description</u></b>	<b><u>Page</u></b>
<b>Handout: Stop Smoking</b>	<b>2.1</b>
<b>More Information About Smoking Cessation</b>	<b>2.3</b>
<b>Sharing the Wealth on Health</b>	<b>2.6</b>
<b>Personal Goals and Action Steps</b>	<b>2.7</b>
<b>Take-Home Assignments</b>	<b>2.8</b>
<b>Frequently Asked Questions</b>	<b>2.10</b>




*Source: ©Microsoft Office Online, Clip Art, Grandfather*

# Stop Smoking

There are many different poisons that can be found in cigarettes, such as carbon monoxide, tar, rat poison, paint thinner, and lighter fluid to name a few. All of these toxins, including secondhand smoke, can cause a great deal of damage to your body, including your heart, lungs, kidneys, and so forth.

## Health Benefits to Quitting

- Better breathing
- Less coughing
- Increased energy
- Improved sex drive
- Reduction in some medications
- Improved taste and smell



*Source: ©Microsoft Office Online, Clip Art, Smoking*

## **Smoking *Increases* Your Risk for:**

**Heart Disease  
Stroke  
Cancer  
Breathing Disorders**

## Other Reasons to Quit

- Set a better example for others.
- Avoid exposing those around you to secondhand smoke.
- Save money.
- Smell better! Your breath, hair, and clothes will stop smelling like smoke.

## **It's Not Too Late to Benefit from Quitting!**

Are you thinking to yourself, "The damage has been done. Why quit now?" Even after forty or fifty years of smoking, the body can still repair much of the damage from smoking. Studies show benefits to quitting at any age. And you don't have to wait years and years for benefits to begin. Many benefits are noticed in the first year—or even the first month—after quitting.

# Take Action

You can stop  
smoking!

## START Your Tobacco-Free Life Today

Try the **Start** Program developed in collaboration with the Centers for Disease Control, National Institutes of Health, National Cancer Institute, Department of Health and Human Services, and USA.gov.

**S**et a quit date

**T**ell family, friends and co-workers that you plan to quit

**A**nticipate and plan for the challenges

**R**emove tobacco products from your home, car, and work

**T**alk to your doctor about getting help to quit

For more information or support:

Call 1-800-QUIT-NOW or visit [www.smokefree.gov](http://www.smokefree.gov)

Centers for Disease Control and Prevention:

[http://www.cdc.gov/tobacco/quit\\_smoking/how\\_to\\_quit/index.htm](http://www.cdc.gov/tobacco/quit_smoking/how_to_quit/index.htm)

Quit Smoking Stop: <http://www.quit-smoking-stop.com/nicotine-addiction.html>

# More Information About Smoking

## Inform and Motivate

Nicotine is a very addictive drug and usually people try several times before they quit successfully. Each time a person tries to quit, he or she learns something about what works and what situations are problematic. Using proven cessation treatments, such as FDA-approved medications and individual, group, or phone counseling can double your chances for success.



Source: ©Microsoft Office Online,  
Clip Art, Cigarette

***Smoking and tobacco use are risk factors for many diseases.  
Smoking can cause:***

- Coronary heart disease
- Cancer
- Lung diseases
- Decreased bone density
- Stroke
- Throat and mouth disease
- Bronchitis
- Hypertension

Most of these conditions will improve or at least not get worse after you quit.

Source: Health Canada,

[http://www.hc-sc.gc.ca/hl-vs/tobac-tabac/body-corps/disease-maladie/index\\_e.html](http://www.hc-sc.gc.ca/hl-vs/tobac-tabac/body-corps/disease-maladie/index_e.html)

Source: Centers for Disease Control

# More Information About Smoking

## Encourage Action

The U.S. Public Health Service's Clinical Practice Guidelines (Fiore, et al., 2000) have recommended the use of the "5 A's" to help a smoker to quit smoking.

1. **ASK** - Do you smoke or use tobacco?
2. **ADVISE** - Strongly urge tobacco users to quit.
3. **ASSESS** - Determine willingness to make a quit attempt.
4. **ASSIST** - Aid the person in quitting.
5. **ARRANGE** - Set up a follow-up meeting to encourage action.



Source: ©Microsoft Office Online,  
Clip Art, Holding Hands

## More Information About Smoking

### Inform

#### Medications Can Sometimes Help You Quit Smoking

To help with nicotine withdrawal, nicotine replacement therapy (NRT) is often used. Medications such as nicotine gum, patches, and lozenges may help reduce your urge to smoke. Check with your doctor about these medications. He/She would know what is best for you.

#### Withdrawal Symptoms

If you quit smoking, you may experience some of the following symptoms:

Anger  
Depression  
Headache/Dizziness  
Increased Appetite  
Cravings  
Nausea

Irritability  
Sleeplessness  
Fatigue  
Trouble Focusing  
Weight Gain

Some withdrawal symptoms will come and go over a period of a few days. Most are gone within 3 weeks and not every smoker is affected to the same degree.

#### Weight Gain

- A concern for many
- Not as harmful as smoking
- Less than 10 pounds for most



Source: ©Microsoft Office  
Online, Clip Art, Student

Quit Smoking Stop: [www.quit-smoking-stop.com/nicotine-addiction.html](http://www.quit-smoking-stop.com/nicotine-addiction.html)  
[www.pueblo.gsa.gov/cic\\_text/health/w8quit-smoke/index.htm](http://www.pueblo.gsa.gov/cic_text/health/w8quit-smoke/index.htm)

# Stop Smoking

## Sharing the Wealth on Health

### Tips for Promoting Smoking Cessation

- Take time to learn about quitting so you know firsthand what smokers experience.
- Help friends who smoke find a “quit buddy.”
- Set a positive example by not allowing smoking in your house, yard, or car. You can do this by posting “No Smoking” signs or by removing ashtrays and lighters.
- In your wallet or purse, carry small index cards with the names and phone numbers or Web sites of local smoking cessation programs that you find most helpful in the activity on page 2.13.
- Reward and encourage your smoking friends and family when they attempt to quit. Encourage them to celebrate smoke-free days, weeks, and months.



*Source: ©Microsoft Office Online, Clip Art, Cigarette*

### Ideas for Promoting Smoking Cessation


# Stop Smoking

## Personal Goals & Action Steps

My Smoke-Free Living Goals: \_\_\_\_\_

---

---

---

---

---

---

---

---



Source: ©Microsoft Office Online,  
Clip Art, Cigar

### Steps Toward Attaining My Goals

1. \_\_\_\_\_  
\_\_\_\_\_
2. \_\_\_\_\_  
\_\_\_\_\_
3. \_\_\_\_\_  
\_\_\_\_\_
4. \_\_\_\_\_  
\_\_\_\_\_

# Stop Smoking

## Take-Home Assignment #1

Identify a smoker whom you feel comfortable talking to. Find out how willing he/she is to quit smoking. This information will help you decide the best way to help. Ask the person:

**On a scale of 1-10, how ready are you to quit?**



1	2	3	4	5	6	7	8	9	10
I'm not ready			I'm thinking about it				I'm attempting to change		

Depending where the person is on the scale, try using the reply statements listed below.

- **“Not ready” stage:** These smokers don't like to talk or think about quitting. They will often benefit from printed information. About 40% of smokers are in this category.

Your Reply: “I understand that you aren't ready to stop smoking. Would you please consider reading this information?”

- **“I'm thinking about it” stage:** These smokers are preparing to change their behavior. About 40% of smokers are in this category.

Your reply: “I hear you saying that you want to quit smoking but don't know where to start. Can I give you some information about a few local resources?”

- **“I am attempting to change” stage:** These smokers are ready for action or are already trying to quit. 20% of smokers are in this category.

Your reply: “You should be proud that you are taking control of your health. Can I give you more information on smoking and some tips on how to quit? How else can I help?”

## Take-Home Assignment #2

This chapter has presented some of the basic information about cigarettes and the process of quitting. However, there is a great deal of information available from other sources. There are also many community agencies that offer smoking cessation services.

Information on quit programs can be important to your efforts to help friends and family members who are ready to quit smoking.

Check out your local hospital, clinic, or medical center to see what services and information they offer.



Source: ©Microsoft Office  
Online, Clip Art, Home

Government agencies such as the Department of Health and Human Services sometimes offer smoking cessation programs through local departments of health. There are also many resources on the Internet or at the library that provide information and services for smokers who want to quit.

Visit or contact some of these resources and see what you can find. Write down three local resources that offer programs and comment on which were most helpful. Be sure to call the telephone numbers you find to make sure they are still in service. Once you have gained some familiarity with the services that are offered by your local community agencies, you can direct interested smokers to these resources.

<b>Resource</b>	<b>Telephone # or Web site</b>	<b>Comments</b>

# Stop Smoking

## Frequently Asked Questions

### ***How does smoking cause heart disease and stroke?***

Toxins in the blood from cigarettes contribute to the development of atherosclerosis (thinning of blood vessels) by causing scarring in the blood vessels. This leads to a reduction in blood circulation.

### ***What does COPD stand for and how does smoking cause it?***

Chronic Obstructive Pulmonary Disease. Smoking damages the airways and alveoli of the lungs so that they don't work as well.

### ***Why does smoking cause bone problems in women?***

Smoking reduces bone density in post-menopausal women and causes bones to be more porous or fragile.

### ***How does smoking cause cancer?***

The toxins found in cigarettes will cause damage to the cells in your body. These cells either grow abnormally and/or rapidly.



Source: ©Microsoft Office Online, Clip Art, Cigarette

### ***Why do people keep smoking when they know that it is so bad?***

Smoking is an addiction. The nicotine in the cigarette is the addictive ingredient. The CDC reports that 25% of adults in the United States smoke and 70% of smokers would like to quit. People who understand that nicotine addiction is a disease and seek the help of their physician are the most successful.

**The questions I still have about smoking are:** \_\_\_\_\_

\_\_\_\_\_

\_\_\_\_\_

\_\_\_\_\_

\_\_\_\_\_

# Key #3

## Participate in Cancer Screenings

<u>Section Description</u>	<u>Page</u>
<b>Handout: Participate in Cancer Screenings</b>	<b>3.1</b>
<b>More Information About Cancer Screenings</b>	<b>3.3</b>
<b>Sharing the Wealth on Health</b>	<b>3.4</b>
<b>Personal Goals and Action Steps</b>	<b>3.5</b>
<b>Take-Home Assignments</b>	<b>3.6</b>
<b>Frequently Asked Questions</b>	<b>3.7</b>



Source: ©Microsoft Office Online, Clip Art, Families

# Participate in Cancer Screening

## What is Cancer?

The National Cancer Institute defines cancer as “A term for diseases in which abnormal cells divide without control. Cancer cells can invade nearby tissues and can spread through the bloodstream and lymphatic system to other parts of the body.” ([http://www.cancer.gov/Templates/db\\_alpha.aspx?CdrID=45333](http://www.cancer.gov/Templates/db_alpha.aspx?CdrID=45333))

## Take Steps Now to Prevent Cancer

- Schedule an appointment with your doctor to get the prescriptions and referrals you need for cancer screenings.
- Overcome your fear of uncomfortable screenings or your worries about the results by reminding yourself that the earlier cancer is found, the more likely that it can be treated successfully.
- Do not use tobacco products.
- Be physically active—at least 30 minutes a day, most days of the week.
- Choose foods with less animal fat and more fiber.
- Use sunscreen and avoid tanning booths.
- Drink less alcohol—no more than 1 drink a day for women or 2 for men.

## Many Cancers Can Be Prevented

The American Cancer Society describes an easy way to look for symptoms of possible cancers using the **CAUTION** program. It is important to know some of the symptoms of different types of cancer. For example, be aware of the following:



Source: ©Microsoft Office Online,  
Clip Art, Senior Citizens

- C**.....Change in bowel or bladder habits
- A**.....A sore that does not heal
- U**.....Unusual bleeding or discharge
- T**....Thickening or a lump in any part of the body
- I**.....Indigestion or difficulty swallowing
- O**....Obvious change in a wart or a mole
- N**....Nagging cough or hoarseness

[http://www.cancer.org/docroot/AA/content/AA\\_1\\_4\\_ACS\\_History.asp](http://www.cancer.org/docroot/AA/content/AA_1_4_ACS_History.asp)

# Take Action

## Prevent or Detect Cancer Early

### Early Detection Can Save Your Life!

Screenings may involve a physical exam, lab tests, or other procedures. **You should always discuss your personal risks for cancer and your need for screenings with your doctor.** Medicare now covers many screening tests. If you feel you are unable to pay for screenings that you need, contact your hospital or a local free clinic to find out about assistance programs.

Site	Recommendation
<b>Whole Body</b>	Your physician should screen for cancers such as the skin, lymph nodes, thyroid, etc., on a regular basis. Health counseling is also an option.
<b>Colon &amp; Rectum</b>	At the age of 50, request a prescription to see a gastroenterologist and begin screening using one of the following exam schedules: <ul style="list-style-type: none"><li>• A fecal occult blood test (FOBT) or fecal immunochemical test (FIT) yearly and a flexible sigmoidoscopy every 5 years</li><li>• A colonoscopy every 10 years</li></ul> If you have an immediate relative diagnosed with colon cancer before age 60 (or two relatives diagnosed at any age), then you should receive a colonoscopy every 5 years beginning at age 40 (or 10 years before the age at which the youngest relative was diagnosed).
<b>Breast (Women)</b>	Yearly mammograms starting at age 40 are highly recommended. <ul style="list-style-type: none"><li>• To receive a mammogram, request a prescription from your doctor.</li><li>• Speak to your doctor about regular exams/tests if you have had breast cancer and/or a family history of breast cancer.</li><li>• A clinical breast exam should be part of your annual health exam.</li></ul>
<b>Uterus &amp; Cervix (Women)</b>	Screenings for cervical cancer (PAP test) should be done every 1-3 years, depending upon your history of abnormal PAP tests and certain risk factors, such as HIV or a weak immune system. <ul style="list-style-type: none"><li>• If you are 65 or over, you may want to ask your doctors whether stopping cervical exams is appropriate.</li></ul> After menopause, you should ask your doctor about risks for endometrial cancer and report any unexpected bleeding or spotting.
<b>Prostate (Men)</b>	Regular exams are necessary if you are over 50 years of age. Check with your doctor to find out if you need to be checked before 50 due to a family history of cancer. A Prostate Specific Antigen (PSA) blood test and digital rectal exam should be a yearly test.

## More Information About Cancer Screening

### Inform

#### Cancer-Related Words That Your Doctor May Use

**Antigen:** Stimulates a response in the body

**Benign:** No cancer found

**Colonoscopy:** A physician inserts a tube with a camera at the end, through the rectum. The physician is able to look at the lining of the entire colon for abnormalities.

**DRE:** Digital rectal exam (finger exam of rectum by doctor)

**Environmental Factors:** Tobacco use, unhealthy diet, lack of physical activity, infectious disease, radiation, & chemicals which can all contribute to cancer

**Fecal Occult Blood Test:** Detects blood in the stool which can be a sign of colon cancer, hemorrhoids, or other health problems.

**Genetic marker:** A DNA sequence that identifies a particular trait or gene

**Hemoccult:** Hidden blood

**Malignant:** Cancer is found

**Polyp:** Abnormal growth of tissue (tumor) that may be benign or malignant

**Prostate:** A walnut-sized gland in men that is located by the urethra. The urethra is the tube that takes the urine from the bladder to the outside of the body.

**PSA:** Prostate specific antigen (blood test for prostate cancer)

**Sigmoidoscopy:** A physician inserts a tube with a camera at the end through the rectum. The physician is able to look for abnormalities in the lining of the lower end of the colon. The doctor cannot view the entire colon with this test.

**Tumor:** a mass of tissue that is the result of the uncontrolled growth of body cells. Can be malignant (cancer) or benign (not cancer).



Source: ©Microsoft Office Online, Clip Art, Doctor

# Cancer Screenings

## Sharing the Wealth on Health

### Tips for Promoting Cancer Screening Participation

- Call your local hospital and ask if they give tours of the cancer screening facilities. If they do, you can bring some friends and family with you so they can become more comfortable with the process of cancer screening.
- Encourage others to take photographs of body moles. They should keep these photos and discuss any changes with their doctor or a dermatologist.
- Find a screening “buddy.” Get on schedule with a friend to have your regular screenings done. It may be easier to remember to have them done if you do them together. It also serves as good support during potentially unpleasant test preparations or procedures, as well as during times of concern about test results.
- Participate in or support community awareness events such as “Race for the Cure” or the “Pace Race.”
- Help educate people and reduce screening fears by sharing accurate information about screening procedures.



Source: ©Microsoft Office Online,  
Clip Art, Coffee

### Ideas for Promoting Cancer Screenings


# Cancer Screenings

## Personal Goals & Action Steps

### My Personal Cancer Screening and Prevention Goals:

---

---

---

---

---

---

---

### Steps Toward Attaining My Goals

1. \_\_\_\_\_  
\_\_\_\_\_
2. \_\_\_\_\_  
\_\_\_\_\_
3. \_\_\_\_\_  
\_\_\_\_\_
4. \_\_\_\_\_  
\_\_\_\_\_



Source: ©Microsoft Office Online,  
Clip Art, Lamp

# Cancer Screenings

## Take-Home Assignment #1

Participating in cancer screenings is key to early detection and successful treatment of cancer. Talk to your doctor and review your medical records so that you can fill in the chart below and get a prescription for those screenings.

Screening Test	Frequency	Date of Last Test	Scheduled?
Whole Body Exam/ Physical	Once per Yr.		
Clinical Breast Exam (women)	Once per Yr.		
Mammogram (women)	Every 1-2 Yrs.		
Pap Test (women)	Every 1-3 Yrs.		
Pelvic Exam (women)	Once per Yr.		
Prostate Specific Antigen (men)	Once per Yr.		
Skin Exam	Once per Yr.		
Digital Rectal Exam	Every 5 Yrs.		
Fecal Occult Blood Test	Every 5 Yrs.		
Colonoscopy	Every 10 Yrs.		

The American Cancer Society can provide more information about screenings and results. You can contact them by phone at 1-800-ACS-2345, or visit their Web site: [www.cancer.org](http://www.cancer.org) for information about cancer screening sites in your area as well as possible free screenings.

You can then take this information and provide it to others interested in cancer screenings.

## Frequently Asked Questions

### ***What causes breast cancer?***

The exact causes of breast cancer are unknown, but there are risk factors linked to the disease.

Risk factors you can't control:

- Gender: women are at higher risk than men.
- Age: risk increases with age.
- Genes: some breast cancers are linked to genetic changes.
- Family History: having a relative with breast cancer doubles your risk.
- Race: Caucasian women are at highest risk.

Lifestyle factors that increase risk and that you can reduce:

- Drinking more than one alcoholic drink a day (for women)
- Taking postmenopausal hormone replacement therapy
- Being overweight
- Being physically inactive

### ***How do hormones play a role in breast cancer?***

The levels of hormones in our bodies are carefully controlled. When the hormone levels are too high, they can make the cells grow and divide uncontrollably. The hormones can also stop the cells from dying when they are damaged. This can lead to cancer.

### ***Can men get breast cancer?***

Men can be diagnosed with breast cancer. Women are diagnosed with breast cancer more frequently than men.

### ***What causes cervical cancer?***

The cause of cervical cancer is unknown. One risk factor is HPV (human papilloma virus), which is spread through unprotected sexual contact.

### ***If I had a hysterectomy, do I still need to have a PAP test?***

Gynecological exams are important because the doctor checks the rectum, ovaries, vagina, and uterus. If you have had a total hysterectomy, discuss the need for follow up with your doctor.



Source: ©Microsoft Office Online,  
Clip Art, Talking

# Cancer Screenings

## Frequently Asked Questions

### ***If I feel fine, do I still need to have a cancer screening?***

Yes. Cancer screening is important because it detects a problem before you have symptoms. Early detection is key to successful prevention and treatment.

### ***Why does my doctor order a colonoscopy more often than 10 years?***

How often you should get a colonoscopy depends on your family history, whether you've had colon polyps, and other risk factors.

### ***I never get undressed for my annual physical exam. How does my doctor check for skin cancer?***

The only way to assess skin for skin cancer is to examine every inch of your body. You should examine your skin for abnormalities at least once a month. Your body should be examined head to toe by a doctor for skin abnormalities each year.

### ***If I've never had a sunburn, can I still get skin cancer?***

Yes. You can get skin cancer whether you've had a sunburn or not. Make sure to have your skin checked regularly by a doctor.

### ***If I have dark skin, can I still get skin cancer?***

Individuals with darker skin have more natural protection from the sun. People with lighter skin are at higher risk for skin cancer. Everyone should be screened regularly.



Source: ©Microsoft Office Online,  
Clip Art, Sun

**The questions I still have about cancer screenings are:** \_\_\_\_\_

\_\_\_\_\_

\_\_\_\_\_

\_\_\_\_\_

# Key #4

## Get Immunized Regularly

<u>Section Description</u>	<u>Page</u>
<b>Handout: Get Immunized Regularly</b>	<b>4.1</b>
<b>More Information About Immunizations</b>	<b>4.3</b>
<b>Sharing the Wealth on Health</b>	<b>4.4</b>
<b>Personal Goals and Action Steps</b>	<b>4.5</b>
<b>Take-Home Activity</b>	<b>4.6</b>
<b>Frequently Asked Questions</b>	<b>4.7</b>



Source: ©Microsoft Office Online, Clip Art, Senior Citizens



# Get Immunized Regularly

In the United States, influenza is responsible for about 36,000 deaths annually, while pneumonia is responsible for about 40,000 deaths. All adults over 50 are encouraged to be immunized to prevent the flu, pneumonia, and hepatitis B, along with measles, mumps, rubella, tetanus, and diphtheria. (<http://www.cdc.gov/vaccines>)



Source: ©Microsoft Office Online, Clip Art, Immunizations

## Keep a Record

Keeping a personal record of your immunizations is very helpful not only to yourself, but to your doctor as well. Keep a record so you can schedule your immunizations at appropriate intervals.

## What is a Vaccine?

A vaccine contains dead viruses that help the body protect itself from infections such as influenza or pneumonia. A dead virus cannot cause illness.

During the two weeks after you receive your vaccination, your body produces antibodies for that virus. Antibodies are designed to attack a specific virus.

If you happen to become infected with the live virus, the antibodies will immediately begin attacking it and you either won't get sick, or your symptoms will be very mild. Because it takes time to produce antibodies, you remain unprotected from the virus for the first two weeks after the vaccination.

Since the influenza virus can mutate and change, a yearly shot is needed so that your body has the right antibodies for the new strain of the virus during each flu season.

# Take Action

## Protect Yourself from Disease

### Proper Immunizations are Essential to Healthy Aging

Below are some of the recommended immunizations for adults over 50. You should always discuss your risks for disease and your need for immunizations with your doctor.

Vaccine	Recommendation
<b>Pneumococcal (pneumonia)</b>	<ul style="list-style-type: none"><li>• One dose after age 65 for all adults.</li><li>• One dose before age 65 if you are at a high risk for chronic disease or have a weak immune system.</li></ul>
<b>Influenza (Flu)</b>	<ul style="list-style-type: none"><li>• One dose yearly after age 50 for all adults.</li><li>• One dose yearly at any age if you:<ul style="list-style-type: none"><li>• Live in a long-term care facility</li><li>• Have long-term health problems such as heart disease, diabetes, blood disorders, or kidney disease</li><li>• Have lowered immune function</li><li>• Have contact with patients in a healthcare capacity</li></ul></li></ul>
<b>Tetanus and Diphtheria (TD)</b>	<ul style="list-style-type: none"><li>• One dose every ten years for people of all ages.</li><li>• Especially important for adults over 65.</li></ul>
<b>Measles, Mumps, Rubella (MMR)</b>	<ul style="list-style-type: none"><li>• One dose in a lifetime.</li><li>• If you have never had the MMR vaccination or are unsure if you have had it, discuss your risk with your doctor.</li></ul>
<b>Herpes Zoster (shingles) or Varicella (chickenpox)</b>	<ul style="list-style-type: none"><li>• One dose of Herpes Zoster after age 60.</li><li>• Two doses of Varicella (4-8 weeks apart) after age 50 if you have not had chickenpox or shingles, if you are a healthcare worker, or if you live in an institutional setting.</li></ul>
<b>Hepatitis A</b>	<ul style="list-style-type: none"><li>• Discuss your risk with your healthcare provider.</li><li>• Requires two doses, 6-12 months apart.</li></ul>
<b>Hepatitis B</b>	<ul style="list-style-type: none"><li>• Discuss your risk with your healthcare provider.</li><li>• Requires three doses within a six-month period.</li></ul>

<http://www.cdc.gov/vaccines/recs/schedules/adult-schedule.htm#print>

# More Information About Immunizations

## Inform and Motivate

### Facts About the Pneumococcal (Pneumonia) Vaccine


- Everyone age 65 and over should receive the pneumococcal vaccine.
- Adults under age 65 should get vaccinated if they are at high risk.
- Most people need the vaccine only once in their lifetime.
- Most people have mild or no side effects from the shot.
- The pneumococcal immunization is covered by Medicare.

### Facts About Preventing Influenza (The Flu)

The flu is a contagious respiratory illness caused by a virus. Although it is quite common, the flu can be dangerous, especially to adults over 65 and children younger than 5. The influenza vaccine will help prevent this disease, but it is not perfect for preventing all flu symptoms, especially for older adults. If you have been vaccinated and you do get the flu, it will be a much milder case, with less chance of hospitalization or death.

#### **You can also reduce your risk of getting the flu by doing the following:**

- Wash your hands frequently with soap and water, especially before and after food preparation, after using the bathroom, or when you or someone around you is sick.
- Keep your hands away from your mouth, nose, and eyes.
- When coughing, cover your mouth and nose with a tissue.
- Avoid shaking hands or close contact with people who are sick.
- Stay home when you are sick to avoid exposing others.



*Source: ©Microsoft Office  
Online, Clip Art, Coffee*

Source: <http://www.cdc.gov/vaccines/vpd-vac/adult-vpd.htm#flu>

# Immunizations

## Sharing the Wealth on Health

### Tips for Promoting Immunizations

- Get a friend to fill out his or her shot record and make your appointments together. Choose a certain day each year that is at the beginning of the flu season to get your flu shots.
- If you are over 65, other members of your household may be at increased risk of flu or other contagious diseases. Encourage the members of your household to get immunized, especially those between 6 months and 5 years old and those over 65.
- Make copies of blank records for friends and family members and encourage them to create their own immunization records.
- Get a local organization to give free immunizations as a community service.



Source: ©Microsoft Office Online, Clip Art, Needle

### Ideas for Promoting Immunizations in Others


# Immunizations

## Personal Goals & Action Steps

My Personal Immunization Goals: \_\_\_\_\_

---

---

---

---

---

---

---

---



Source: ©Microsoft Office Online,  
Clip Art, Immunization

### Steps Toward Attaining My Goals

1. \_\_\_\_\_  
\_\_\_\_\_
2. \_\_\_\_\_  
\_\_\_\_\_
3. \_\_\_\_\_  
\_\_\_\_\_
4. \_\_\_\_\_  
\_\_\_\_\_

# Immunizations

## Take-Home Activity

Fill out the chart below to make sure that you are up-to-date on all of your vaccinations. If you are not sure when you were last vaccinated, or whether or not you have been immunized, contact your healthcare provider and get that information. If you have not received one or more vaccines, contact your doctor so that you can have them done.

<b>Immunizations</b>	<b>How Often Needed</b>	<b>Date of Last Shot</b>	<b>Date of Next Planned Shot</b>
<b>Pneumonia</b>	<b>Once</b>		
<b>Influenza (Flu)</b>	<b>Yearly</b>		
<b>Tetanus/ Diphtheria (TD)</b>	<b>Once every 10 years</b>		
<b>Measles/Mumps/ Rubella (MMR)</b>	<b>Once</b>		
<b>Herpes Zoster (Shingles)</b>	<b>Once</b>		
<b>Varicella (Chickenpox)</b>	<b>Twice, 4-8 weeks apart</b>		
<b>Hepatitis A</b>	<b>Twice, 6-12 months apart</b>		
<b>Hepatitis B</b>	<b>Three times within a six-month period</b>		

## Frequently Asked Questions

### ***What does “attenuated vaccine” mean?***

It is a vaccine that uses live, but weakened viruses instead of dead virus. These types of vaccines are usually not recommended for people aged 50 and older.

### ***How is the flu virus spread?***


The Centers for Disease Control and Prevention (CDC) says, “The main way that the flu virus is spread is from person to person. People spread the flu through droplets of moisture from coughing and sneezing. These droplets can travel up to 3 feet in the air and land on the mouth or nose of people nearby. The flu can also spread if someone touches a droplet on another person or object and then touches his or her own mouth or nose.”

### ***How long is someone contagious with the flu?***

The person is contagious 24 hours *before* they have symptoms of the flu, and up to 5 days after symptoms begin. Being contagious means that the person can spread the flu to others.

### ***When is the flu season?***

The flu season varies in the United States but is usually during the months of October through May.



Source: ©Microsoft Office Online,  
Clip Art, Calendar

### ***I know people who got the flu shot but still got sick with the flu. Why does this happen?***

No shot can give complete protection. If you get a flu shot, you may still get the flu but your symptoms won't be as bad, and the shot may prevent the life-threatening complications of the flu such as dehydration and pneumonia.

# Immunizations

## Frequently Asked Questions

### ***What is pneumonia?***

Pneumonia is an infection which causes fluid to build up in the lungs. It can be caused by either a virus or bacteria.

### ***I know people who received the pneumonia shot and still got sick with pneumonia. Why does this happen?***

The vaccine is effective against most of the bacteria that causes pneumonia. Antibiotic treatment begins after the person has become sick.

### ***Who should NOT get a pneumonia vaccine?***

A person who has expressed an allergic reaction from a previous vaccine.

### ***Is there a shingles vaccine for adults?***

Yes. The Centers for Disease Control and Prevention (CDC) has recommended people age 60 and older receive a new vaccine, Zostavac, to prevent herpes zoster, or shingles.



Source: ©Microsoft Office Online, Clip Art, Tissue

The questions I still have about immunizations are: \_\_\_\_\_

\_\_\_\_\_

\_\_\_\_\_

\_\_\_\_\_

\_\_\_\_\_

\_\_\_\_\_

# Key #5

## Regulate Blood Glucose

<u>Section Description</u>	<u>Page</u>
<b>Handout: Regulate Blood Glucose</b>	<b>5.1</b>
<b>More Information about Blood Glucose</b>	<b>5.3</b>
<b>Sharing the Wealth on Health</b>	<b>5.6</b>
<b>Personal Goals and Action Steps</b>	<b>5.7</b>
<b>Take-Home Activity</b>	<b>5.8</b>
<b>Frequently Asked Questions</b>	<b>5.9</b>



*Source: ©Microsoft Office Online, Clip Art, Senior Citizens*

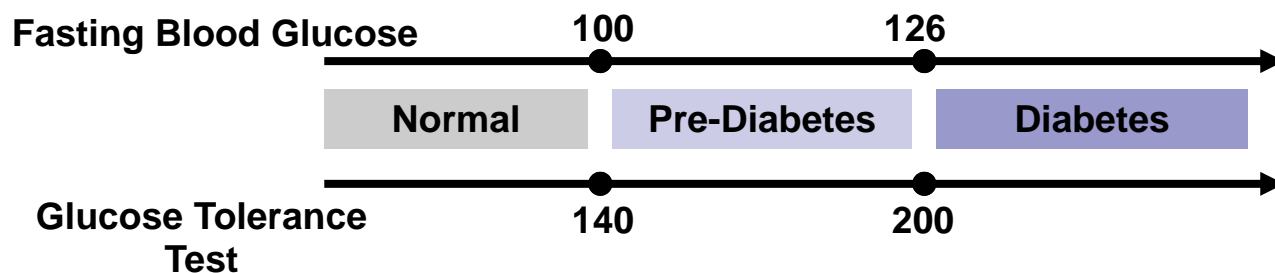
## Understanding Blood Glucose and Diabetes

**Type 2 diabetes** is a disease in which the body does not properly use insulin, a protein in your body that helps you turn food into energy. This leads to a buildup of glucose (sugar) in the blood and causes damage in the body. Those with high blood pressure or high cholesterol have an even higher risk of dangerous complications.

**Diabetes *Increases* Your Risk for:**  
**Heart Disease and Stroke**  
**Kidney Disease**  
**Blindness**  
**Nervous System Disorders**  
**Dental Disease**

People can get diabetes at any age. Fortunately, it can be controlled and prevented. Adults over 45 should know their blood glucose level and whether or not they have been diagnosed with diabetes.

A simple blood test, called the fasting blood sugar (FBS) test, will tell you if your **glucose levels are too high**. Another test is the glucose tolerance test (GTT), which requires that you drink a sugar solution, followed by a blood test 1-2 hours afterwards.



Pre-diabetes is a condition in which blood glucose levels are greater than 100 and less than 126. Pre-diabetics are at increased risk for developing type 2 diabetes and for heart disease and stroke. The good news is if you have pre-diabetes, you can reduce your risk of getting diabetes by lowering your blood sugar levels. This requires modest weight loss and increases in your level of physical activity.

**Goal: Maintain a fasting blood glucose level below 100.**

# Take Action

## Prevent Type 2 Diabetes

It is possible to delay or prevent the development of type 2 diabetes. Understand your risk and take action to keep your fasting blood glucose less than 100. It is also important to keep your systolic blood pressure below 140 and your LDL cholesterol less than 100.

### Know and Record Your Numbers

If you are **45 or older**, you should have a fasting blood glucose test at least every 3 years. A yearly test during your annual physical exam is preferable.

If you are **overweight**, you should have your blood glucose tested at least once a year, at any age.

If you have any of the **symptoms of diabetes** that are listed here, you should see your doctor immediately to have your blood glucose level tested.

#### Common Symptoms of Diabetes

- Excessive thirst
- Frequent urination
- Weight loss
- Fatigue
- Skin infections
- Slow-healing cut/bruises
- Blurred vision

### Modify Your Lifestyle

Pre-diabetes is a serious medical condition. You can prevent the development of type 2 diabetes by changing your diet and increasing your level of physical activity. You may even be able to lower your glucose levels to normal.



Source: ©Microsoft Office Online, Clip Art, Vegetables

#### Maintain a Healthy Weight

##### Follow a Heart Healthy Eating Plan:

- Choose lean meat, fish, and skinless poultry.
- Choose whole grains over processed grains.
- Use nonfat and low fat dairy products.
- Decrease portion sizes.

**Be Physically Active:** At least 30 minutes of activity most days of the week.

**Drink Alcohol in Moderation:** If you drink, limit to 1 drink a day for women or 2 for men.

#### Stop Smoking or Using Tobacco

## More Information About Blood Glucose

### Inform and Motivate

#### Testing for Diabetes

**Fasting Blood Sugar:** A blood test that requires you to fast for at least 8 hours. The test determines your glucose level without food.

**Glucose Tolerance Test:** A blood test that requires you to drink a sugar solution 1-2 hours before testing. The test determines your glucose level after calories are consumed.

**Hemoglobin A1C:** A blood test that determines your average glucose level over a period of 2-3 months.

#### Types of Diabetes

**Type 1:** This type is often called insulin-dependent diabetes. The pancreas does not have enough insulin for the body's needs. Type 1 Diabetes usually affects children and young adults, but does occasionally develop in adults.

**Type 2:** This type usually develops if you are overweight or as you get older. In Type 2 Diabetes, the body's cells do not use insulin properly even though insulin is available.

#### Risk Factors for Diabetes

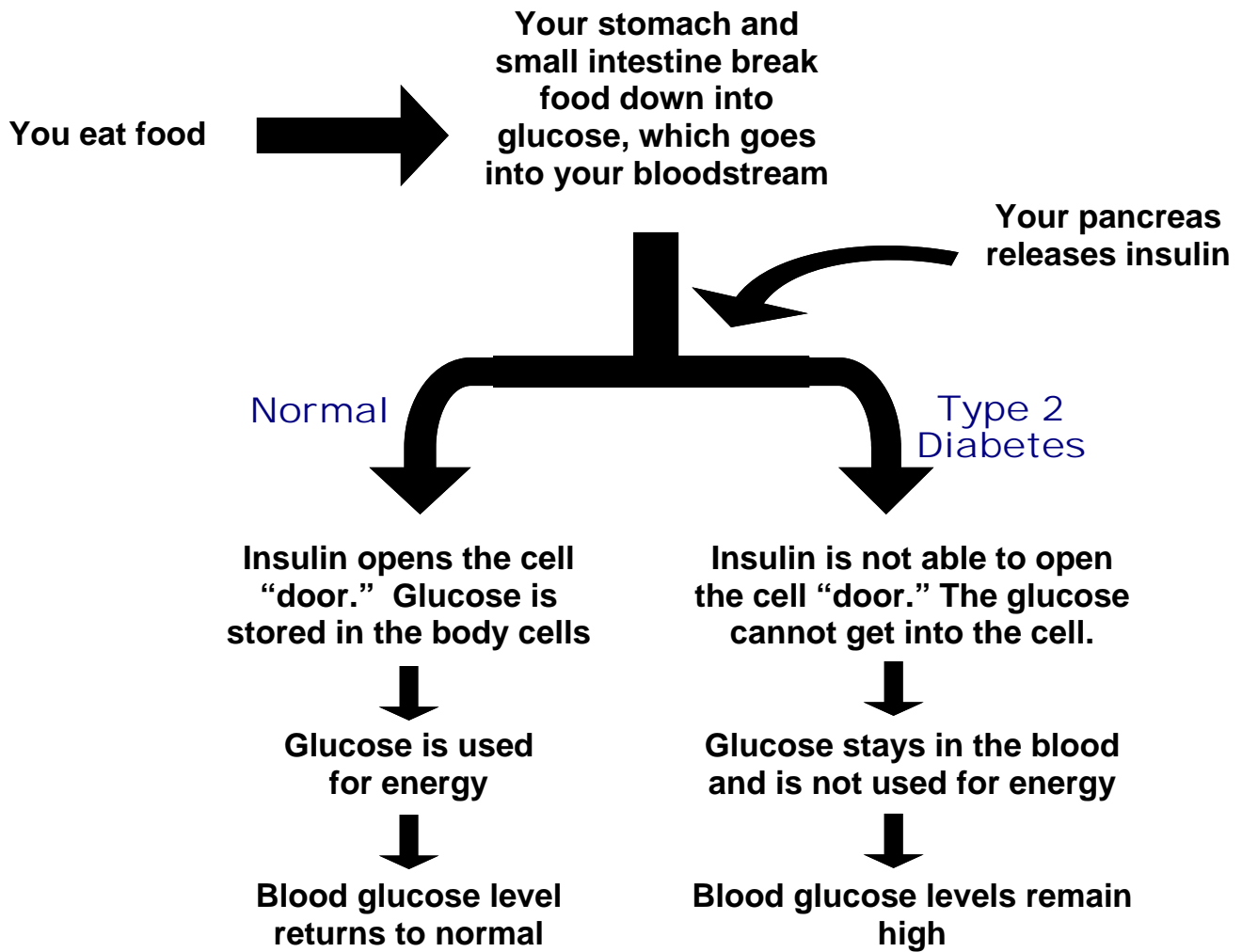
- **Overweight or Obesity**
- **Lack of Exercise**
- **Age**
- **Race**
- **Alcohol Abuse**
- **Family History**



Source: ©Microsoft Office Online, Clip Art, Couple

# More Information About Blood Glucose

## Inform and Motivate



# More Information About Blood Glucose

## Encourage Action

**Complications of diabetes can be prevented by:**

- **Lowering your risk factors**
- **Keeping your blood pressure under 120 systolic**
- **Keeping your LDL cholesterol under 100**
- **Maintaining a lower blood glucose level**

### **Regular Medical Exams**


- **Kidneys:** Your annual physical exam should include a urine test for proteins that show kidney function.
- **Feet:** You should also have your doctor check the nerves and pulses in your feet each year. Nerve damage from diabetes can lead to loss of feeling. Take good care of your feet at home by using a nail file instead of scissors.
- **Teeth:** Visit the dentist for a cleaning and exam twice a year. Brush your teeth often and floss regularly to prevent infections in the gums and the bones that hold your teeth in place.
- **Eyes:** Have a comprehensive eye exam every year. Treating eye problems early can prevent blindness.
- **Skin:** People with diabetes are more likely to get infections. Make sure you clean any cuts or scrapes well and use antibiotic ointments to kill germs.

# Blood Glucose

## Sharing the Wealth on Health

### Tips for Promoting Healthy Blood Glucose

- Know your numbers and encourage others to know theirs. Many people who have diabetes do not know that they have it.
- Tell people about your blood glucose test and how the results have motivated you to change your life. This may give them a better sense of what the test involves and how important it is.
- Contact your local hospital or diabetes educator and ask about upcoming diabetes education events and classes. Many hospitals host these events every year. Consider posting these in a community newsletter or arranging carpools.
- When hosting a meal or bringing food to an event, make every effort to choose foods that are heart-healthy and that everyone can enjoy. Consider giving people a healthier choice and keeping portions small.
- Participate in or support awareness events like “America’s Walk for Diabetes.”



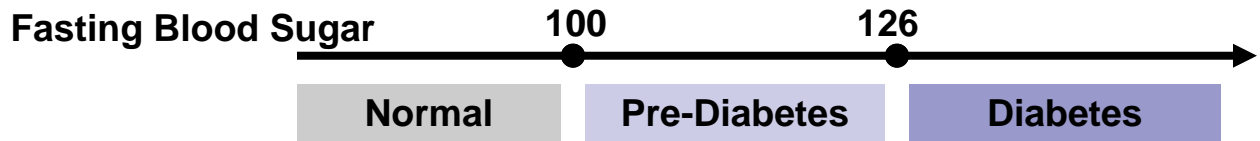
Source: ©Microsoft Office Online,  
Clip Art, Cheese

### Ideas for Promoting Healthy Blood Glucose


# Blood Glucose

## Personal Goals & Action Steps

My Current Blood Glucose Level: \_\_\_\_\_




My Personal Blood Glucose and Diabetes Prevention Goals:

---

---

---

---



Source: ©Microsoft Office  
Online, Clip Art, Dog

### Steps Toward Attaining My Goals

1. \_\_\_\_\_
2. \_\_\_\_\_
3. \_\_\_\_\_
4. \_\_\_\_\_
5. \_\_\_\_\_

# Blood Glucose

## Take-Home Activity #1


Finding out your fasting blood glucose level is the first step toward diabetes prevention. Contact your doctor and ask for a prescription to have your blood glucose level checked. Your doctor will probably ask you to fast for 8-10 hours before your blood test.

What is the date and time of your appointment?

\_\_\_\_\_ / \_\_\_\_\_ at \_\_\_\_\_ :

### After Your Blood Test

***Congratulations for getting your blood glucose checked!***



*Source: ©Microsoft  
Office Online, Clip  
Art, Ribbon*

**What was the number? \_\_\_\_\_ mg/dl**

If it is **below 100 mg/dl**, great, you are in the healthy range! Have it rechecked in one year, especially if you have any risk factors.

If it is **above 100mg/dl** you have pre-diabetes. Talk to your doctor about lifestyle changes that can help prevent the harmful effects of high blood glucose.

**If You Are Diagnosed With Diabetes**, contact your local hospital/health clinic and ask to speak to a diabetic educator. He or she can help you learn about diabetes and control your blood glucose.

**What is the telephone number of your local diabetic educator?**

( \_\_\_\_\_ ) \_\_\_\_\_ - \_\_\_\_\_

Now that you have taken these steps, you should encourage others to get their blood glucose levels checked. If they are diagnosed with diabetes, then you can provide them with the number of the local diabetic educator so that they can get help as well.

## Frequently Asked Questions

### ***If my blood glucose is high, why don't I have diabetes?***

Your blood glucose may be high, but not high enough to diagnose diabetes. It is possible that you have pre-diabetes and you can prevent diabetes by changing your lifestyle.

### ***Why is exercise important if I have high blood glucose levels?***

Exercise is great for everyone, not just people with high blood glucose. Exercise allows your body to use glucose more efficiently by carrying it from the blood to the muscles so that it can be used for energy.

### ***Why is watching portion sizes important if I have high blood glucose?***

Watching portion sizes helps to regulate your blood sugar because the sugar level in the blood rises according to how much food you eat. If you eat a small food portion, your blood sugar rises less than it would with a larger portion. Eating at least three smaller meals throughout the day helps regulate your blood sugar.

### ***What happens if I am overweight?***

Being overweight can lead to diabetes and may cause high blood pressure.

### ***What is Hemoglobin A1C?***

A blood cell lives for 120 days. When the blood glucose level is elevated, the glucose molecule attaches itself to a blood cell. The hemoglobin A1C is a blood test that indicates an average blood glucose elevation over an approximate 120-day period.



Source: ©Microsoft Office  
Online, Clip Art, Scales

## Frequently Asked Questions

### ***Why do people get diabetes?***

There is no known cause for type 2 diabetes, but there are several risk factors that increase your chance of having it. Being overweight and physically inactive are the biggest risk factors.

### ***If I have diabetes, does that mean I can never eat sweets?***

Diabetes prevents your body from using the energy (glucose) from all foods, not just sweets. Focus on limiting portion sizes and eating well-balanced meals. Most sweets have many calories and a lot of unhealthy fat, so eat them occasionally and in small amounts.

### ***If I have diabetes, can I ever lower my blood sugar to “normal”?***

By making healthy lifestyle changes and adhering to prescribed medications, you can lower your blood sugar to below 100mg/dL, even if you have diabetes.



*Source: ©Microsoft Office Online, Clip Art, Basket*

**The questions I still have about diabetes and blood glucose are:**

---

---

---

---

---

---

---

# Key #6

## Lower LDL Cholesterol

<u>Section Description</u>	<u>Page</u>
<b>Handout: Lower LDL Cholesterol</b>	<b>6.1</b>
<b>More Information About Cholesterol</b>	<b>6.3</b>
<b>Sharing the Wealth on Health</b>	<b>6.6</b>
<b>Personal Goals and Action Steps</b>	<b>6.7</b>
<b>Take-Home Activity</b>	<b>6.8</b>
<b>Frequently Asked Questions</b>	<b>6.9</b>



Source: ©Microsoft Office Online, Clip Art, Senior Citizens

## Understanding LDL Cholesterol

LDL stands for low-density lipoproteins. Lipoproteins are molecules that carry fats around the body. LDL is sometimes referred to as “lousy” cholesterol.

A high LDL level places you at increased risk for heart disease and stroke. To know what your LDL cholesterol is, your doctor will order a lipoprotein profile test on a fasting blood sample. Your doctor will use your LDL level to decide on a treatment plan. LDL can be lowered through diet and medication.



*Source: ©Microsoft Office Online, Clip Art, Blood*

### LDL Cholesterol Levels



## Why Does Cholesterol Matter?

When there is too much cholesterol (a fat-like substance) in your blood, cholesterol and other substances build up in the walls of your arteries. When arteries become narrowed, blood flow to the heart is slowed down.

As we age, most individuals have narrow arteries. This is serious and treatment that includes a medication to lower cholesterol is often prescribed.

**Goal: Maintain an LDL cholesterol level below 100.**

# Take Action

## You Can Lower Your Cholesterol

### Know and Record Your Numbers

You should have a fasting cholesterol profile test as part of your annual physical exam. This test is done after a 9-12 hour fast without food or liquids. This test provides several important numbers, LDL being the most important. To get your LDL in the healthiest range, you may need treatment that includes medications in addition to lifestyle changes.

### Lifestyle Changes to Help Lower LDL Cholesterol

**1. Maintain a Healthy Weight:** Being overweight is a risk factor for heart disease and may contribute to high cholesterol. Set a weight goal with your healthcare provider.

**2. Be Physically Active:** Being physically active reduces a person's risk of developing heart disease. Regular physical activity can help raise good cholesterol (HDL) levels and lower LDL levels. Engage in at least 30 minutes of physical activity most days of the week.

**3. Follow a Healthy Eating Plan:** Saturated fat, trans fat, and cholesterol are in many of the foods that we eat. Too much of these in your diet will raise your blood cholesterol levels.

- Reduce saturated fat and trans fat.
- Eat 5 or more servings of fruits or vegetables a day.
- Choose whole grains over processed grains.
- Choose lower-fat or fat-free dairy products.
- Choose lean meats, fish, and skinless poultry.
- Eat 2 servings per week of fatty fish such as mackerel, salmon, and tuna to increase healthy fats.
- Cut back on snack foods like chips, cookies, and full



Source: ©Microsoft Office Online, Clip Art, Produce

### Medications to Lower LDL Cholesterol

Medications are often necessary to get your LDL cholesterol level below 100. **Lifestyle changes to lower cholesterol are still important even when medications are prescribed.** These changes can reduce the amount of medication that you need to take. This will keep cost and side effects to a minimum. There are several types of medications available that work well and that are safe. Talk with your healthcare provider to understand which treatments are right for you.

# Be Informed

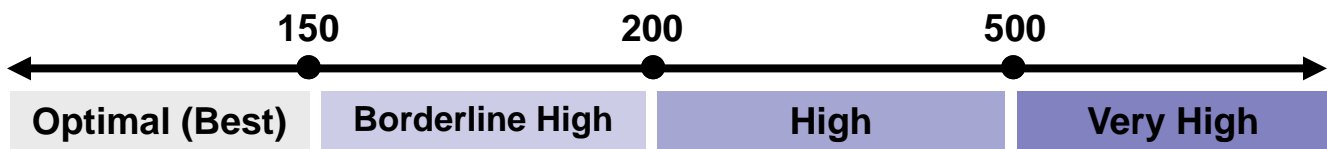
## More Information About Cholesterol

### Inform and Motivate

#### Triglycerides

Triglycerides are a type of fat and the main storage form of fat in our bodies. Calories (fats, carbohydrates, and proteins) consumed in excess are converted to triglycerides and stored as fat. A fasting lipid profile test for triglycerides shows the level of triglycerides in your bloodstream. Levels above the optimal range increase your risk for heart disease and stroke. Medications may be required to treat this condition.

#### Triglyceride Levels



#### HDL Cholesterol

HDL stands for high-density lipoprotein. HDL is known as the "good" cholesterol because **high levels of it (greater than 60) protect the heart.**

HDL cholesterol carries cholesterol back to the liver where it is broken down and not deposited in the arteries.

**Best HDL Level for Men:** More than 50  
**Best HDL Level for Women:** More than 60



Source: ©Microsoft Office Online, Clip Art, Banisters

## More Information About Cholesterol

### Inform

### Eat less saturated fat, trans fat, and dietary cholesterol

#### Saturated Fat

- Raises blood cholesterol levels
- Generally solid at room temperature
- Clogs arteries and raises LDL cholesterol
- Found in whole milk, butter, cheese, ice cream, red meat, other animal foods, and many snack foods and desserts

#### Trans Fat

- Trans fats are formed when liquid oils are made into solid fats by the process of “hydrogenation.” Hydrogenated (trans) fats are often used in fried foods, commercial baked goods, and fast foods.
- Increases bad (LDL) cholesterol
- Lowers good (HDL) cholesterol

#### Dietary Cholesterol

- Found only in food from animals (eggs, meat, fish, dairy, poultry)
- Raises blood cholesterol levels

### REPLACE saturated fat with a small amount of:

#### Unsaturated poly- or mono-unsaturated fat

- Found in oils from plants
- Liquid at room temperature
- Lowers bad (LDL) cholesterol
- Increases good (HDL) cholesterol
- Found in certain nuts, avocados, fish, corn, safflower, canola, and olive oil



Source: ©Microsoft Office Online, Clip Art, Fish

# More Information About Cholesterol

There are many medications that work alone or in combination to improve your lipoprotein profile. Below is a list of some of these medications and a description of how they work. Discuss your options with your doctor.

**Statin Medications** are the most effective type of medication at lowering LDL cholesterol levels. They work by shutting down one of the enzymes that produces cholesterol. As a result, the body produces cholesterol more slowly and the liver removes LDL cholesterol more quickly. They include:

- Lovastatin (Mevacor)
- Simvastatin (Zocor)
- Pravastatin (Pravachol)
- Atorvastatin (Lipitor)
- Fluastatin (Lescol)
- Rosuvastatin (Crestor)

**Bile Acid Sequestrants** bind with cholesterol in the small intestine so that it can be excreted rather than absorbed into the body. These medications are often combined with statin medication to lower LDL cholesterol by over forty percent. They include:

- Cholestyramine (Questran)
- Colestipol (Colestid)
- Colesevelam (Welchol)



Source: ©Microsoft Office Online, Clip Art, Pills

**Fibrates** are effective at lowering triglyceride levels in the blood. They can also increase HDL-cholesterol levels. Fibrates are not very effective for lowering LDL-cholesterol levels. Examples include:


- Gemfibrozil (Lopid)
- Fenofibrate (Tricor)

# LDL Cholesterol

## Sharing the Wealth on Health

### Tips for Promoting Healthy LDL Cholesterol

- Discuss your cholesterol testing experience with others. Hearing about the process, results, and treatments may make them feel more comfortable about getting their own cholesterol levels checked.
- When making your favorite baked good, use vegetable oil in place of solid fats (butter or margarine). Then replace half of the oil with an equal amount of unsweetened applesauce. You can also substitute two egg whites or 1/4 cup of egg substitute for each egg in the recipe. Making these substitutions will cut fat, cholesterol, and calories. Let your friends and family try your creations so they can see how healthier foods can taste just as good as the original.
- Talk with a local pharmacist to learn more about medication options.
- Suggest serving healthier foods at card clubs, bingo nights, group functions, and other events. Give out recipe cards and encourage others to bring or share their favorites. A good first step is to provide a variety of foods. You may be surprised when the vegetables are more popular than the chips.



Source: ©Microsoft Office Online, Clip Art, Muffins

### Ideas for Promoting Healthy LDL Cholesterol


# LDL Cholesterol

## Personal Goals & Action Steps

My Current LDL Cholesterol Level: \_\_\_\_\_

### LDL Cholesterol Levels



My Personal LDL Cholesterol Goals: \_\_\_\_\_

---

---

---

---



Source: ©Microsoft Office Online,  
Clip Art, Grater

### Steps Toward Attaining My Goals

1. \_\_\_\_\_
2. \_\_\_\_\_
3. \_\_\_\_\_
4. \_\_\_\_\_
5. \_\_\_\_\_

# LDL Cholesterol

## Take-Home Activity

There are many steps you can take to reduce the amount of saturated and trans fat in your diet. Look in your kitchen and find items that contain more than 5g of saturated fat per serving. Check salad dressings, ready-to-eat items, and “junk” foods. Items high in saturated or trans fat should be eaten in limited amounts.

Foods in your kitchen with more than 5g saturated fat:

1. \_\_\_\_\_
2. \_\_\_\_\_
3. \_\_\_\_\_
4. \_\_\_\_\_

What changes can you make in your diet to eat less saturated fat?

---

---

---

---

---

---

---

## Frequently Asked Questions

### ***Which is a better spread: butter or margarine?***

Vegetable based margarines are the best choice. Look for a tub or soft stick that lists “liquid” or water as the first ingredient, followed by a vegetable oil. Since butter is high in animal or saturated fat, it is not the best choice.



Source: ©Microsoft Office  
Online, Clip Art, Bread

### ***What type of cooking oils are recommended?***

Use oils that are higher in monounsaturated and polyunsaturated fats such as safflower, corn, canola, soy, and olive oil. These are considered heart healthy because they have unsaturated fat. When possible, use as little oil as possible or substitute with cooking spray.

### ***Are nuts good to eat? Which ones are the best and why?***

Some nuts have healthy fats and all are good sources of protein. They also contain many calories if you eat too many. A serving of nuts is 2 tablespoons. Limit your intake to less than 4 servings per week. When possible, choose almonds, hazelnuts, peanuts, pecans, pine nuts, walnuts, and pistachios.

### ***Should I switch to skim milk? Does it have vitamin D?***

Actually, skim milk has the same amount of vitamins and minerals as whole or 2% milk. The only difference is that skim milk has all of the saturated fat removed. Lower fat milk is healthier for anyone over the age of two.



Source: ©Microsoft Office  
Online, Clip Art, Milk

### ***I am following a heart-healthy diet, but my cholesterol won't come down. What should I do?***

You may benefit from talking with a dietitian or nutritionist. He or she can determine how heart healthy your diet is and what dietary improvements you still need to make. Your doctor may also suggest a medication to get your LDL below 100.

# LDL Cholesterol

## Frequently Asked Questions

### ***Which cholesterol medication is the best?***

Every person is different and every medication works differently. You need to discuss this issue with your healthcare provider, who will review your medical history, risk factors, and your complete lipoprotein profile. If you have medication or other concerns, discuss them with your doctor.



Source: ©Microsoft Office  
Online, Clip Art, Pills

### ***Why doesn't my total cholesterol equal the amount of my LDL, HDL, and triglycerides added together?***

Your total cholesterol is not the sum of only these three numbers. One number that adds to your total cholesterol level (VLDL, or very low-density lipoprotein) is not generally reported.

### ***What is a lipoprotein profile?***

A lipoprotein profile is a blood test performed after fasting. A lipoprotein profile is used to determine your HDL, LDL, triglyceride, and total cholesterol levels. This test is the best way for your doctor to make an informed diagnosis and suggest an appropriate treatment plan.

**The questions I still have about cholesterol are:** \_\_\_\_\_

---

---

---

---

---

---

---

---

# Key #7

## Be Physically Active

<u>Section Description</u>	<u>Page</u>
<b>Handout: Be Physically Active</b>	<b>7.1</b>
<b>More Information About Being Active</b>	<b>7.3</b>
<b>Sharing the Wealth on Health</b>	<b>7.4</b>
<b>Personal Goals and Action Steps</b>	<b>7.5</b>
<b>Take-Home Activities</b>	<b>7.6</b>
<b>Frequently Asked Questions</b>	<b>7.10</b>



Source: ©Microsoft Office Online, Clip Art, Dancing

## It's Never Too Late to Start!

Regular physical activity is an important component in healthy aging. It has been proven that regular activity is very beneficial to our health as we age. Physical activity can improve the condition of certain diseases and, in some cases, can even prevent them. Anyone at any age can do some type of activity to improve his or her health. **Always check with your doctor before you start a new physical activity routine.**



Source: ©Microsoft Office Online,  
Clip Art, Running Shoes

## Why Should You Be Active?

- Maintain ability to live independently
- Improve muscular strength and endurance
- Improve balance, coordination, and flexibility
- Manage stress
- Increase heart and lung strength
- Improve immune function
- Reduce blood pressure
- Improve sleep
- Increase energy

## Exercise Safely

- Increase your activity level slowly, especially if you haven't been active in a while.
- Warm up before and cool down after you are physically active.
- Drink plenty of fluids no matter what time of the year it is.
- In the winter, be active during the warmest part of the day and dress in layers. In the summer, wear light clothing and be active during the coolest times of day. An umbrella can be useful in winter as a walking stick and in the summer to shade your body. Hats and sunscreen are recommended in all seasons. If the weather quality outside is poor, be active indoors.
- Wear appropriate shoes. It's better to spend a little more on athletic shoes than to have to pay the doctor for foot problems.
- Carry identification and a cell phone with you in case you need help when you are exercising alone.

# Take Action

Increasing Activity Will Improve Your Health

## Plan Your Exercise Program

The American College of Sports Medicine recommends the following when you adopt an exercise program. Check with your doctor before you begin.

### Frequency (How often are you active?)

- Try to be active on most days of the week (at least 5 days/week).
- If you are not currently active, start with 1 or 2 days and increase slowly.

### Intensity (How hard are you working while being active?)

- You should feel slightly sweaty; it's a sign of a good workout!
- At a good intensity of activity, you should be out of breath enough that you can talk, but not sing.

### Time

- Stay active for at least 10 minutes at a time. Three, 10-minute workouts are equal to one 30-minute workout. The key is to keep moving!
- Slowly increase to at least 20-30 minutes a day, working your way up to around 2.5 to 3 hours/week.

### Type of Activity

- Change your types of activities throughout the week to increase your overall health and prevent boredom with your routine.

## Tips for Getting Started

**Set a goal:** Think of short- and long-term goals and write them down. Track your progress in an activity log.

**Find the time:** Set aside one 30-minute block, or two 15-minute blocks a day to be active.

**Turn inactive time into active time:** Be active while you watch TV by stretching or doing small chores.

**Find an activity buddy:** It can help to be accountable to someone else, and for him or her to be accountable to you!

**Reward yourself:** Place a dollar into a jar after every workout and then treat yourself to something nice every month, like a movie, a night out, or a new pair of tennis shoes!

**Make it fun:** You'll continue being active if you enjoy it. Find a motivating exercise video, a fun place to walk, or some great music to accompany you.



Source: ©Microsoft Office Online, Clip Art, Notebook

## More Information About Being Active

### Encourage Action

**What are the 3 most important things in your life?** Nearly all people, of all ages, will list health as one of these top 3, but many difficulties exist that put health on the back burner. Be prepared to address these barriers. The CDC recommends some of the “Active” Responses below. (<http://www.cdc.gov/nccdphp/dnpa/physical/life/overcome.htm>):

Common Barriers	“Active” Responses
“I’m too busy.”	<ul style="list-style-type: none"> <li>• Three 10-minute blocks of activity are as good as one 30-minute block.</li> <li>• Combine activity with other things (walk the dog, etc.).</li> </ul>
“It’s too cold.”	<ul style="list-style-type: none"> <li>• Be active in the middle (warmest part) of the day.</li> <li>• Dress from head to toe in several thin layers.</li> <li>• Be aware of ice patches.</li> </ul>
“It’s too hot.”	<ul style="list-style-type: none"> <li>• Drink water before, during, and after physical activity.</li> <li>• Be active early or late in the day (coolest part).</li> <li>• Don’t overdo it. Go at your own pace.</li> <li>• Wear light, loose-fitting clothes, a hat and sunscreen.</li> </ul>
“I’m too tired” (assuming no medical conditions exist).	<ul style="list-style-type: none"> <li>• Be physically active earlier in the day.</li> <li>• Activity is stimulating and will give you more energy.</li> <li>• Regular physical activity will help you sleep better and feel more rested.</li> </ul>
“I have no willpower.”	<ul style="list-style-type: none"> <li>• Set up a regular activity date with a friend.</li> <li>• Get out the door. It’s the hardest part!</li> </ul>
“I’m active all day working, etc.”	<ul style="list-style-type: none"> <li>• A planned exercise activity is important.</li> <li>• Physical activity is best when it challenges you.</li> </ul>
“I have no equipment and don’t belong to a gym.”	<ul style="list-style-type: none"> <li>• Pick activities that fit into your day and lifestyle.</li> <li>• Keep your exercise shoes in the car and take advantage of every opportunity!</li> </ul>
“Nobody will exercise with me.”	<ul style="list-style-type: none"> <li>• Be assertive and let your family and friends know that activity is important to you.</li> <li>• Change food dates with your friends into walking dates.</li> </ul>

# Physical Activity

## Sharing the Wealth on Health

### Tips for Promoting Healthy Activity

- Find out if there are any walking programs for older adults in your community. Some hospitals, community centers, or healthcare plans offer these programs for free. If they do, join the program and tell other people the details so they can join too.
- Encourage people to take little walks, which can add up to big benefits. Park farther away and use stairs when possible.
- Suggest walking partnerships between friends, neighbors, or co-workers. They will provide support for one other. Exercising together can also be more fun.
- If your neighborhood isn't a good place to walk, brainstorm with others and come up with better or safer places to walk (like a mall) or other ways to be active (like a chair aerobics video tape). Asking others may get them involved and inspire them to start exercising too.
- Suggest that brief "fitness breaks" be added to meeting agendas.
- Start a walking or physical activity group for your family, neighbors, or people in an organization or group you belong to.
- Get others to view your favorite exercise video; maybe swap videos for variety; or start a lending library.



Source: ©Microsoft Office Online, Clip Art, Exercise Bike

### Ideas for Promoting Healthy Physical Activity


# Physical Activity

## Personal Goals & Action Steps

In a typical week, I engage in physical activity:

\_\_\_\_\_ minutes/day \_\_\_\_\_ days/week

My Personal Physical Activity Goal: \_\_\_\_\_

---

---

---

---



Source: ©Microsoft Office Online,  
Clip Art, Jogging

### Steps Toward Attaining My Goal

1. \_\_\_\_\_
2. \_\_\_\_\_
3. \_\_\_\_\_
4. \_\_\_\_\_
5. \_\_\_\_\_
6. \_\_\_\_\_
7. \_\_\_\_\_

# Physical Activity

## Take-Home Activity #1

Creating a physical activity program with variety will keep you from getting bored and will provide the most benefit to your overall health.

Physical activity can be put into categories of strength, endurance, balance, and flexibility. Use the space below to come up with as many activities as you can that fall into these categories.

Strength (ex. Lifting Weights) \_\_\_\_\_

---

---

Endurance (ex. Swimming) \_\_\_\_\_

---

---

Balance (ex. Heel-to-Toe Walking) \_\_\_\_\_

---

---

Flexibility (ex. Leg Stretches) \_\_\_\_\_

---

---

## Take-Home Activity #2

It is important to start small and work your way up when you start a new physical activity program. This will help you avoid getting injured or pushing yourself too far past your ability level.

Using the examples from Activity #1, write up a brief, daily physical activity routine that will last about 10 minutes. It should be easy and enjoyable.


---

---

---

---

---



Source: ©Microsoft Office Online, Clip Art, Walking

Now imagine that you have been doing this routine for the past week. As the routine gets easier, you should increase the difficulty so that you will continue to improve your strength and health. What elements can you add to your routine to make it more challenging?

---

---

Does the new routine give you the recommended 2.5 hrs/wk of physical activity?

---

If not, list the additional elements that would bring you to the recommended level.

---

---

# Physical Activity

## Take-Home Activity #3

Once you have committed yourself to physical activity, the next step is to make a plan to help you maintain your activity program. The following questions can help you to develop a great plan.

What is your goal for activity? \_\_\_\_\_

---

---

What activities will you do, when, and for how long? \_\_\_\_\_

---

---

What do you need to get ready? \_\_\_\_\_

---

---

Why haven't you been active like this before? \_\_\_\_\_

---

---

What can you do to get around that problem? \_\_\_\_\_

---

---

How will you reward yourself for exercising? \_\_\_\_\_

---



# Physical Activity

## Frequently Asked Questions

### ***What is aerobic activity and what are some examples?***

Aerobic exercising is a constant movement (at least 10 minutes) in which your heart rate increases. When you are exercising at a good intensity, you should be out of breath enough that you can talk, but not sing. Some examples are walking, hiking, swimming, and classes such as chair aerobics, water aerobics, or step aerobics.

### ***I work in the garden every day in the summer. Is that exercise?***

Working in the garden is good because the repetitive motion strengthens your muscles. However, gardening does not necessarily provide the benefits of aerobic activity.

### ***What kind of weights do I need to buy?***

If you are just beginning a weight training program, it is not necessary to buy special equipment. Begin by making the motions without using weights. When that becomes too easy, use light, household objects that are easy to hold.

### ***What does BMR mean?***

BMR stands for Basal Metabolic Rate. According to Wikipedia, "BMR is the amount of energy expended while at rest." Increasing your BMR through exercise can prevent weight gain. Weight gain is common as one ages due to decreases in BMR.



Source: ©Microsoft Office Online, Clip Art, Exercise

The questions I still have about physical activity are: \_\_\_\_\_

\_\_\_\_\_

\_\_\_\_\_

\_\_\_\_\_

\_\_\_\_\_

# Key #8

## Prevent Bone Loss and Muscle Weakness

<u>Section Description</u>	<u>Page</u>
<b>Handout: Prevent Bone Loss and Muscle Weakness</b>	<b>8.1</b>
<b>More Information About Bones &amp; Muscles</b>	<b>8.3</b>
<b>Sharing the Wealth on Health</b>	<b>8.6</b>
<b>Personal Goals and Action Steps</b>	<b>8.7</b>
<b>Take-Home Activities</b>	<b>8.8</b>
<b>Frequently Asked Questions</b>	<b>8.10</b>



*Source: ©Microsoft Office Online,  
Clip Art, Jogging*



# Prevent Bone Loss & Muscle Weakness

## Healthy Bones and Muscles

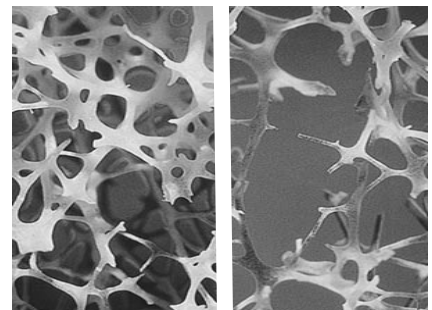
Our bodies need healthy bones and muscles. Healthy bones and muscles protect us from injury and help us to move more effectively. Our bones also store important minerals that our bodies need. You can do a lot to promote your own bone health, beginning in childhood and continuing throughout your lifetime. It is never too late to improve the health of your bones. If you are diagnosed with osteoporosis, many treatment options are available.

**50% of women and 25% of men  
will suffer an osteoporosis-related fracture.**

*Source: U.S. National Library of Medicine and  
the National Institutes of Health; Medline Plus*

## Understanding Osteoporosis

As you get older, the amount of minerals in your bones decreases. If you lose too much calcium, you may develop osteoporosis, a disease that results in a loss of bone strength and high potential for fractures. Osteoporosis is known as a “silent” disease because it has no obvious symptoms.



Normal

Osteoporotic Bone

(International Osteoporosis Foundation,  
2007)

**Bone Loss and  
Muscle Weakness  
Increase Your Risk for:**

**Disability  
Pain  
Loss of Independence  
Death  
Deformity**

## What is Muscle Weakness?

Muscle loss, also known as sarcopenia, can result in a loss of muscle strength. Loss of strength is a common problem in older adults. It may occur in only one area of the body or it can be a total body weakness. Muscle weakness can result from a lack of physical activity or be caused by a variety of medical conditions.

# Take Action

## Keep Your Bones and Muscles Healthy

### Four Steps You Can Take Today

1. Ask your doctor for a bone density test.
2. Ask your doctor about taking supplemental calcium and vitamin D.
  - The recommended level of calcium is 1200 mg per day.
  - The recommended level of vitamin D is 400 IU per day for individuals 51-70, and 600 IU per day for individuals 71 and older.
3. Participate regularly in weight-bearing and strength-building activities.
4. Avoid behaviors that put you at risk for falls.

Having a bone density test is important because bone mineral density is the best predictor of fracture risk



Source: ©Microsoft Office Online, Clip Art, Hat

### Risk Factors for Osteoporosis

Age  
Inactive lifestyle  
Low-calcium diet  
Cigarette smoking  
Being female and post-menopausal  
Excessive alcohol use  
Past history of a fracture  
Thin or small body frame  
Family history

### Things You Can Do To Prevent Falls

**Lights:** Keep hallways, stairs, and rooms well lit. Put night lights in hallways, bedrooms, and bathrooms, and keep a flashlight next to your bed.

**Stairs:** Cover stairs with a non-slip surface. Make sure the handrails are sturdy.

**Kitchen:** Keep items you use regularly on a low shelf. Use a stable step stool to reach items on higher shelves.

**Bathroom:** Handrails beside the bathtub, toilet, and shower can provide extra support. A rubber mat in the bathtub can prevent slipping.

**Floors:** Avoid throw rugs, tack down carpet edges, use nonskid wax on floors, and remove electrical cords from well-used areas.

# More Information About Bones & Muscles

## Inform

### Bone Remodeling and Osteoporosis

Bone is living tissue. The cells in our bones are busy breaking down old bone and replacing it with new bone. This process is called bone remodeling. Usually, the amount of bone that is dissolved is equal to the amount of new bone. In osteoporosis, bone is dissolved, but there is not enough new bone to replace it.

**50% of older adults who fracture a hip do not return home or live independently again.**

Source: [cdc.gov](http://cdc.gov)

### Factors That Affect Bone Strength

**Estrogen** works in bone tissue to promote new bone. After menopause, there isn't as much estrogen available to create new bone. This is why osteoporosis is a much bigger problem in older women than younger women, and more of a problem in women than in men.

**Calcium** is essential for bone health and strength. When dietary calcium is too low, the body will take calcium from bones and use it for other body functions.

**Vitamin D** helps the body absorb the calcium and may improve muscle strength and prevent falls.

Since most of us don't get enough calcium or vitamin D by diet alone, supplements are often recommended. Calcium carbonate and calcium citrate are two such supplements. Although they are available over-the-counter, it is best to talk with your doctor before taking calcium supplements. Your doctor may also recommend that you take additional Vitamin D, so that the calcium can be absorbed properly.

# More Information About Bones & Muscles

## Encourage Action

### Bone Strength


Use often strengthens things. The more we use a muscle, the stronger it becomes. Similarly, bones become stronger and more dense the more we use them.

It is important to create and sustain bone strength by doing activities that require some weight-bearing. These are activities that are done while standing. They require that our muscles work against gravity. Examples of such activities include walking, jogging, hiking, stair climbing, racquet sports, and dancing.

### Muscle Strength

Excess muscle loss, also called sarcopenia, begins to happen around age 45. As you lose muscle, you also lose strength. The more strength you lose, the less you will be able to do daily activities like climbing stairs, cleaning house, walking to the bus stop, shopping for groceries or performing other activities.

Strength-training activities are important for maintaining muscle strength. This requires lifting or pushing weights and gradually increasing the amount of weight used. A way of doing strength-training activities is to purchase hand and ankle weights. Other ways of doing these are using emptied milk jugs that have been filled with sand or socks that have been filled with beans and tied shut.



*Source: ©Microsoft Office Online,  
Clip Art, Dumbbells*

## More Information About Bones & Muscles

### Inform

#### Medications Can Also Help Prevent Bone Loss

Medications are sometimes used in the treatment and prevention of osteoporosis. These medications assist the bone in the remodeling process. New formulations make these drugs easy to take and have few side effects. Some can be taken once a week or once per month. A physician will prescribe which medication is best for you. These medications work in different ways and are listed below.

**Biophosphates** work by decreasing the activity of osteoclasts. This increases the amount of bone in people taking the medication. The medications include Alendronate (Fosamax), Ibandronate (Boniva), and Risedronate (Actonel).

**Selective Estrogen Receptor Modulates (SERMs)** mimic the effects of estrogen on bone formation. However, since it is **selective**, it only acts on bone and not other tissue that can be affected by estrogen. The medication in this category is Raloxifene (Evista).

**Parathyroid Hormone** is a hormone that directly increases the activity of cells that create new bone. The medication in this category is Teriparatide (Forteo).

#### Bone-Related Words

**Osteoclast:** chews up old bone so that the calcium can go to other parts of the body

**Osteoblast:** builds new bone by adding calcium and other minerals

**Trabecular bone:** inner bone that has a spongy appearance

**Cortical bone:** hard, outer bone



Source: ©Microsoft Office  
Online, Clip Art, Bone

# Bones and Muscles

## Sharing the Wealth on Health

### Tips for Promoting Healthy Bones and Muscles

- The next time you are at a friend or family member's house, take the time to look for things that are a fall hazard. If you see any, let the person know how to fix them.
- Locate exercise programs in your community and let other people know about them. Physical activity can improve the strength of your muscles and bones, as well as improve balance to reduce the risk of falling.
- Encourage people to do weight-bearing activities in their homes. A roll of quarters from the bank can easily be used as a weight in these exercises.
- Encourage people to get their bone density test done in pairs or groups.
- Share your bone density test experience with others. With more information, people may be more likely to schedule their own test.
- Contact your local hospital or clinic and ask if they will sponsor an event about osteoporosis, including free bone density heel scans.



Source: ©Microsoft Office Online, Clip Art, Bone

### Ideas for Promoting Healthy Bones and Muscles

# Bones and Muscles

## Personal Goals & Action Steps

My last bone density test was: \_\_\_\_\_  
Date


The results showed: \_\_\_\_\_

My Personal Bone and Muscle Health Goals: \_\_\_\_\_

---

---

---



Source: ©Microsoft Office  
Online, Clip Art, Skeleton

### Steps Toward Attaining My Goals

1. \_\_\_\_\_  
\_\_\_\_\_
2. \_\_\_\_\_  
\_\_\_\_\_
3. \_\_\_\_\_  
\_\_\_\_\_

# Bones and Muscles

## Take-Home Activity #1

Go through your kitchen and look for foods that are high in both calcium and vitamin D. List these foods below.

---

---

---

Don't be surprised if most of these foods are dairy products. Some leafy greens, beans, and fish with bones are also rich in calcium. And dairy products are often fortified with vitamin D. For example:

<u>Food</u>	<u>Calcium</u>	<u>Vitamin D</u>
Nonfat (skim) milk (1 cup)	300 mg	100 IU
Canned salmon with bones (3 ounces)	180 mg	360 IU
Mustard Greens (1/2 cup cooked)	100 mg	
Spinach (1/2 cup cooked)	130 mg	
White beans (1 cup boiled)	60 mg	
Great Northern beans (1 cup boiled)	120 mg	

What other foods may have calcium and vitamin D added? (Hint: Check your orange juice, cereals, and bread.)

---

---

---

Now that you know which foods contain calcium and vitamin D, you are on your way to making better meal choices that can increase bone strength. Try incorporating more of these foods into your eating plan.

## Take-Home Activity #2

### Preventing Falls and Injuries

Falling is a serious problem for people as they age. There are many things you can change in your home that will reduce the risk of falling. Below is a list of problems and their solutions. Go room to room in your home and see if there is anything that you can change. Look at the handout section labeled “Things You Can Do To Prevent Falls” for ideas about what to change.

Bedroom: \_\_\_\_\_

\_\_\_\_\_

\_\_\_\_\_

Bathroom: \_\_\_\_\_

\_\_\_\_\_

\_\_\_\_\_

Kitchen: \_\_\_\_\_

\_\_\_\_\_

\_\_\_\_\_

Living Room: \_\_\_\_\_

\_\_\_\_\_

\_\_\_\_\_

# Bones and Muscles

## Frequently Asked Questions

### ***What does a Bone Mineral Density (BMD) test involve?***

The test is very similar to an X-ray procedure. The test is non-invasive, and only takes a few minutes.

### ***Why is BMD testing important?***

Bone Mineral Density is the best predictor of your risk for an osteoporotic fracture. The test also indicates what types of medical treatments you may need.

### ***What do the numbers in the BMD test mean?***

The World Health Organization classifies women with a BMD result as follows:

**Osteoporosis** = T-score below  $-2.5$

**Osteopenia** = T-score between  $-2.5$  and  $-1.0$

**Normal** = T-score above  $-1.0$



*Source: ©Microsoft Office  
Online, Clip Art, Bone*

### ***When should I start getting bone density screening?***

The National Osteoporosis Foundation suggests that all women over age 65 have the test performed.

### ***Why is physical activity important?***

Physical activity increases the mass and density of bones, and also increases the strength of the muscles that support the bone.

### ***What is Osteopenia?***

Osteopenia is a bone condition that precedes osteoporosis and can have the same causes; only it is less severe. Treating it can help prevent the consequences of osteoporosis.

**The questions I still have about bones and muscles are:**

---

---

---

# Key #9

## Maintain Social Contact

<u>Section Description</u>	<u>Page</u>
<b>Handout: Maintain Social Contact</b>	<b>9.1</b>
<b>Sharing the Wealth on Health</b>	<b>9.3</b>
<b>Personal Goals and Action Steps</b>	<b>9.4</b>
<b>Take-Home Activities</b>	<b>9.5</b>
<b>Frequently Asked Questions</b>	<b>9.7</b>



Source: ©Microsoft Office Online, Clip Art, Cards

“Staying connected to friends, family and the community helps you to stay healthy, both emotionally and physically” (Positive Aging Resource Center, 2004). To the emotional and the physical we can add the cognitive, too. “Research shows that people who are regularly in social interaction maintain their brain vitality” (Alzheimer's Association, 2007). Consider some of the benefits of maintaining social contact:

- Prevent cognitive decline
- Prevent isolation
- Improve self esteem
- Focus on others, not self
- Improve physical health
- Improve attitude/outlook on life
- Reduce stress
- Have fun

## Remaining Socially Active Can Help Prevent Mental Decline

### Several helpful definitions:

**Mild Cognitive Impairment (MCI):** A brain disorder in which thinking abilities are mildly impaired. Individuals are able to function in everyday activities but have difficulty with memory.

**Dementia:** Significant loss of intellectual abilities such as memory capacity, severe enough to interfere with social or occupational functioning. Alzheimer's Disease is the most common cause of dementia. There are many other causes of dementia.



*Source: ©Microsoft Office Online,  
Clip Art, Senior Citizens*

**Alzheimer's Disease** leads to irreversible loss of neurons and dementia. The clinical hallmarks are progressive impairment in memory, judgment, decision making, orientation to physical surroundings, and language.

Source: [www.MedicineNet.com](http://www.MedicineNet.com) (MedicineNet, 2007)

# Take Action

## Participate in Social Activities

### Key Ideas for Maintaining Social Contact

- Greet or talk to someone each day
- Plan your day to include others
- Reach out by being a volunteer
- Call a person in need each day
- Learn a new hobby
- Find a part-time job
- Explore the Internet
- Write or e-mail family and friends
- Eat or cook with others
- Travel to visit family and friends
- Take dance lessons
- Meet a new neighbor
- Go to a movie with a friend or two
- Volunteer as a foster family for cats or kittens at an animal shelter
- Start a weekly card or board game club with neighbors, family, or friends
- Travel with other seniors or with local or out-of-state group travel tours
- Join groups through senior centers, YMCAs, YWCAs, and other organizations



*@Source: Microsoft Office Online, Clip Art, Smiling*

### Programs You Can Join

**Senior Companion Program:** This program reaches out to older adults who need extra assistance to live independently in their own homes or communities. Senior companions assist in essential ways, such as companionship, friendship, assisting with simple chores, and transportation.

**Foster Grandparent's Program:** Seniors volunteer to help children with special needs. They offer emotional support, mentoring, and tutoring to children.

**Retired Seniors Volunteer Program (RSVP):** This program matches personal interests and skills of older adults with opportunities to help solve community problems. These volunteers provide limitless community services.

**For More Information About These Programs:**  
Call 1-800-424-8867 or visit [www.seniorcorps.org](http://www.seniorcorps.org)

# Social Contact

## Sharing the Wealth on Health

### Tips for Promoting Social Contact

- Get involved with community organizations and encourage others to join with you. Offer to carpool or take the bus together.
- How welcoming are the organizations that you belong to? Encourage them to hold frequent “New Member” activities and to organize carpools for their events. This may encourage those without their own transportation to participate.
- Take copies of the Center for Healthy Aging crossword and word find puzzles to group events or activities.
- Recognize that not everyone is socially isolated by choice. Many people cannot get out to see other people because they can not walk or stand, or because they have no transportation. Some people may not interact with others because they are depressed or because side effects from medications make them feel down or tired. While you are not responsible for other people’s social activities, you may be able to help by suggesting that they see their doctors or by helping them think about social activities they can do at home.



Source: ©Microsoft Office Online, Clip Art, Doctor

### Ideas for Promoting Social Contact with Others


# Social Contact

## Personal Goals & Action Steps

My Personal Social Activity Goals: \_\_\_\_\_

---

---

---

---

---

---

---

---



Source: ©Microsoft Office Online,  
Clip Art, Discussion

### Steps Toward Attaining My Goal

1. \_\_\_\_\_  
\_\_\_\_\_
2. \_\_\_\_\_  
\_\_\_\_\_
3. \_\_\_\_\_  
\_\_\_\_\_
4. \_\_\_\_\_  
\_\_\_\_\_

# Social Contact

## Take-Home Activity #1

There are many resources in the community that can provide social contact. Identify 3 volunteer or work opportunities, 3 clubs, and 3 ways to combine physical or mental activity with social activity. **Write down the information** on these resources below. Call the phone numbers or visit the Web sites to make sure they are still in service. Also make notes about which resources seemed the most helpful or friendly.

<b>Volunteer or Work Opportunities</b>	<b>Phone/Web site</b>
<b>Social Clubs or Groups</b>	<b>Telephone #</b>
<b>Physical or Mental Activities That Are Also Social</b>	<b>Telephone #</b>

## Take-Home Activity #2

Think of a person who is socially isolated. This person could be a family member, a friend, a co-worker, or simply an acquaintance. With the image of that person firmly in your mind, answer the following questions.

Why did you identify this person as being isolated? What behaviors and characteristics does he/she exhibit?

---

---

Has s/he displayed any changes in behavior or characteristics over the last 2 months? If yes, briefly describe these changes.

---

---

What can you say or do that might be of help to him/her? Be specific.

---

---

Does the nature of your relationship with her/him affect how much or how little you are involved in helping him/her? If yes, please explain.

---

---

What steps do you need to take to prevent yourself from being overwhelmed by the issues and problems that have led to this person's isolation?

---

---

## Frequently Asked Questions

### ***I just like to be alone. Is that bad?***

Some people prefer solitude, which is different from being isolated. They have meaningful connections with others, but just prefer more time alone than some of their peers. There are those, on the other hand, who are truly isolated by circumstances and who may suffer from the risks of social isolation.

### ***Why do we have memory problems as we get older?***

As we get older, we tend to get wiser in many ways. Thanks to experience, we may be better at making decisions, have bigger vocabularies, and be more expert in certain areas than we were when we were younger. As our brains get older, however, it may be a bit harder for us to learn certain information or remember things. It may be harder, for instance, to remember your neighbor's phone number, or your grandson's birthday.

### ***Will doing puzzles keep my brain healthy?***

Pushing your brain to try new things won't hurt you, and it may even help. The more you use your brain, the better it'll work. Read. Do a crossword puzzle. Play bridge. Join a discussion group at a senior center. Take a class at your local community college. Learn to play the piano or speak Spanish. The key is to try new things and to keep variety in your activities.



Source: ©Microsoft Office Online,  
Clip Art, Couple

### ***What else can I do to keep my brain healthy?***

Physical activity is probably the best thing you can do to keep your mind healthy. Physical activity increases blood flow to the brain, which helps keep the brain healthy and working well. This may even help new brain cells grow.

**The questions I still have about maintaining social contact are:**

---

---

---

# Key #10

## Combat Depression

<u>Section Description</u>	<u>Page</u>
<b>Handout: Combat Depression</b>	<b>10.1</b>
<b>Sharing the Wealth on Health</b>	<b>10.3</b>
<b>Personal Goals and Action Steps</b>	<b>10.4</b>
<b>Take-Home Activities</b>	<b>10.5</b>
<b>Frequently Asked Questions</b>	<b>10.7</b>



Source: ©Microsoft Office Online, Clip Art, Garden

## Understanding Depression

Have you ever heard someone say, “I am really depressed”? At such times it is important to ask if we’re **depressed** or **sad**, and then to discuss such concerns with a doctor. This is an especially critical distinction as we age because of the tendency of many to confuse depression and sadness. The Late Life Depression Evaluation & Treatment Center says, “Sometimes we call ourselves ‘depressed’ to describe the down or sad feelings that we all experience at one time or another. Clinical depression is a persistently sad mood that lasts two weeks or longer and impairs one’s ability to function in work, home, or social relationships” (Late Life Depression Evaluation and Treatment Center, 2007). Being sad is a normal part of life. Being depressed is **not** a normal part of life **at any age**.

## Symptoms of Depression

- A persistent sad or low mood
- Feeling guilty, hopeless, or worthless
- Feeling nervous or “empty”
- Excessive fatigue or loss of energy
- Loss of interest or pleasure in activities
- Difficulties sleeping or staying awake
- Eating more or less than usual
- Restlessness or agitation
- Persistent headaches, stomachaches, or chronic pain
- Moving or talking more slowly than usual
- Difficulty concentrating or making decisions
- Feeling as if life is not worth living
- Thoughts of suicide or death

**Depression is not a normal part of aging.**



Source: ©Microsoft Office Online, Clip Art, Senior Citizens

## Some Causes of Depression

“Depression can result from a range of causes, including genetics, biological changes in the brain, illness, adverse drug reactions, or stressful life events such as loss of a spouse, the sale of one’s home, or retirement.” (Center for Substance Abuse Prevention, 2004)

# Take Action

## Maintain Good Mental Health

If you have experienced any of the depression symptoms for more than two weeks, it is important to acknowledge that you may need treatment. Getting treatment is a kind of strength. Discuss your symptoms with your doctor.

### Things You Can Say to Start a Discussion with Your Doctor

- I feel sad most of the time.
- I feel worn out and tired most of the time.
- I'm having difficulty sleeping.
- I just can't seem to get past the loss of my spouse or friend.
- I've been "down in the dumps" and nothing seems to cheer me up.
- I just don't enjoy life anymore.
- I have been crying a lot lately.
- I feel like people don't like me.
- I feel like my life is not worth living.



Source: ©Microsoft Office Online,  
Clip Art, Senior Citizens

**For most people, depression will get better with treatment.**

### Diagnosing and Treating Depression

As you saw earlier, there are a number of symptoms of depression. Each person will not experience the same symptoms. "Some people have only a few symptoms...others have many" and "can change over a period of time..." (University of Pittsburgh Medical Center, 2007). It is important, therefore, to have a thorough evaluation by your family doctor. The good news is that depression "is treatable with 60-80% of cases improving with standard treatment" (Late Life Depression Evaluation and Treatment Center, 2007). Two major types of treatment include medication and psychotherapy, individually or together, with electroconvulsive treatment reserved for those instances where the other two are ineffective (Late Life Depression Evaluation and Treatment Center, 2007). Begin with your family doctor to seek treatment. If you don't have a family doctor, look in the telephone directory or on the internet for "mental health providers" or "behavioral health providers" to find help in your area.

# Depression

## Sharing the Wealth on Health

### Tips for Promoting Mental Health

- Encourage your friends and family to follow all of the “10 Keys”™ to Healthy Aging. Improving your overall health and being physically and socially active can improve your mood and help reduce symptoms of depression. Also be aware that people who are depressed often do not seek help for other health problems. Treating depression can lead to a better life and better health.
- If you spend a lot of time with someone who you believe is depressed, don't forget how important it is to take care of yourself. It can be difficult to live or work closely with someone with depression, and seeing a counselor or psychiatrist can help you, as well as provide an excellent example for those around you.
- Fight stigma against people with mental illness. When someone appears to be different, we may view him or her in a negative way. This is known as stigma. Stigma is a reality for people with depression and other mental illnesses. They report that how others judge them is one of their greatest problems when trying to live a complete and satisfying life. Many people have been led to believe that a person with depression has a weak character. This is not true. Often the only way to know whether someone has a mental illness is if he or she tells you. Most people don't realize how many people they know who suffer from depression.
- Write down some things you might say to someone to encourage him or her to get an evaluation for depression. Consider statements like: “You seem down to me. Is that true?” or “I'm concerned about you being so much quieter than you used to be. I encourage you to make an appointment with your doctor. I'll go with you if you'd like me to.”



Source: ©Microsoft Office Online, Clip Art, Sad

### Ideas for Promoting Mental Health in Others

# Depression

## Personal Goals & Action Steps

**My Personal Mental Health Goals:**

---

---


---

---

---

---

---



Source: ©Microsoft Office Online,  
Clip Art, Hands

### Steps Toward Attaining My Goals

1. \_\_\_\_\_  
\_\_\_\_\_
2. \_\_\_\_\_  
\_\_\_\_\_
3. \_\_\_\_\_  
\_\_\_\_\_
4. \_\_\_\_\_  
\_\_\_\_\_

# Depression

## Take-Home Activity #1

### Geriatric Depression Scale (GDS) Short Form

Choose the best answer for how you have felt over the past week.

1. Are you basically satisfied with your life?	Yes	No
2. Have you dropped many of your activities and interests?	Yes	No
3. Do you feel that your life is empty?	Yes	No
4. Do you often get bored?	Yes	No
5. Are you in good spirits most of the time?	Yes	No
6. Are you afraid that something bad is going to happen to you?	Yes	No
7. Do you feel happy most of the time?	Yes	No
8. Do you often feel helpless?	Yes	No
9. Do you prefer to stay at home rather than going out and doing new things?	Yes	No
10. Do you feel you have more problems with memory than most?	Yes	No
11. Do you think it is wonderful to be alive now?	Yes	No
12. Do you feel pretty worthless the way you are now?	Yes	No
13. Do you feel full of energy?	Yes	No
14. Do you feel that your situation is hopeless?	Yes	No
15. Do you think that most people are better off than you are?	Yes	No

Score 1 point for every "yes" in questions 2, 3, 4, 6, 8, 9, 10, 12, 14, 15

Score 1 point for every "no" in questions 1, 5, 7, 11, 13

A total score of greater than 5 suggests the need to see a doctor. If you have any concerns about your response call the doctor for further discussion and evaluation.

(Sheikh & Yesavage, 1986)

## Take-Home Activity #2

If you are experiencing symptoms of depression, the most important thing you can do is to see a doctor. Your doctor can also recommend a psychiatrist or psychologist, who is a specialist in depression and other mental health concerns.

**Contact a trusted healthcare provider** and ask for a recommendation for a mental health provider in your area. Even if you feel that you do not need to meet with this person at this time, it is always good to have the name and number of someone in case you do feel the need to talk or want to have a name to give to others.

---

**Name of Psychiatrist/Psychologist**

---

**Phone Number**

In addition to your doctor, there are many other organizations that can provide help in dealing with depression. **Write down** one or two of these local resources and their phone numbers below. Also ask if they have a 24-hour phone number that you could call if you had questions or concerns.

The following list is an example of some of the other available resources. Not every program may be available in your community, but you may be surprised at how many you find. **Some resources to explore:** local hospitals, spiritual leaders, community mental health centers, peer counseling programs, university depression research programs, employee assistance programs, family service agencies, and private clinics or facilities.

---

**Organization**

---

**Phone Number**

---

**24-Hour Phone Number**

---

**Organization**

---

**Phone Number**

---

**24-Hour Phone Number**

# Depression

## Frequently Asked Questions

### ***What is a Geriatric Psychiatrist?***

A medical doctor who has special training in mental health problems in older adults.



Source: ©Microsoft Office  
Online, Clip Art,  
Psychologists

### ***What is clinical depression?***

A sad mood that lasts two weeks or longer and affects your ability to perform daily activities such as work, socialization, self-care, pleasure, etc.

### ***How can depression medications help?***

Medications for depression help to increase your level of serotonin (a chemical in the body). It usually takes 2 or more weeks for the medication to begin working. Medication reduces the symptoms of depression, but doesn't change your personality.

### ***I have side effects from my antidepressants. Are they worth taking?***

"Most commonly prescribed antidepressants have little or no sedative effect. Antidepressants do not change your personality or make you a 'different person.' They simply reduce or improve symptoms such as sadness, anxiety, low energy, and poor sleep" (Late Life Depression Evaluation and Treatment Center, 2007).

### ***If I feel fine, can I stop taking my antidepressant?***

Many individuals "feel fine" because the medication has controlled the depression. It is extremely important to discuss the desire to stop medication with your physician. Stopping some antidepressants suddenly can cause serious withdrawal symptoms.

**The questions I still have about depression are:** \_\_\_\_\_

\_\_\_\_\_

\_\_\_\_\_

\_\_\_\_\_

# Appendix A: References

## Section Description

## Page

References for Further Information

A.1

References by Page Number

A.5



*Source: ©Microsoft Office Online, Clip Art, Library*

# Appendix A: References

## References for Further Information

### **Key #1: Lower Systolic Blood Pressure**

American Heart Association  
[www.americanheart.org](http://www.americanheart.org)

National Institutes of Health  
<http://www.nih.gov/>

Centers for Disease Control and Prevention  
<http://www.cdc.gov/heartdisease>

### **Key #2: Stop Smoking**

American Lung Association  
<http://www.lungusa.org>

Tobacco Information and Prevention Source,  
US Centers for Disease Control and Prevention  
<http://www.cdc.gov>

University of Pittsburgh Medical Center, Health Information  
<http://www.upmc.com/HealthManagement/ManagingYourHealth/PersonalHealth/Senior/?chunkid=13490>

### **Key #3: Participate in Cancer Screenings**

The National Cancer Institute, US National Institute of Health  
[www.cancer.gov](http://www.cancer.gov)  
[\\*http://www.cancer.gov/Templates/db\\_alpha.aspx?CdrID=45333](http://www.cancer.gov/Templates/db_alpha.aspx?CdrID=45333)

**\*Please insert an underscore ( \_ ) where the space appears in the Web site address.**

Centers for Disease Control, Cancer Information  
<http://www.cdc.gov/cancer/ncccp/about.htm>

The American Cancer Society  
<http://www.cancer.org/docroot/home/index.asp>

University of Pittsburgh Medical Center, Health Information  
\*[http://www.upmc.com/search/default.htm?term=Cancer&site=UPMC&as\\_qdr=all&start=0&tab=0](http://www.upmc.com/search/default.htm?term=Cancer&site=UPMC&as_qdr=all&start=0&tab=0)

#### **Key #4: Get Immunized Regularly**

Centers for Disease Control and Prevention  
<http://www.cdc.gov/vaccines>

National Institutes of Health  
<http://www.nih.gov>

#### **Key #5: Regulate Blood Glucose**

National Institutes of Health  
<http://www.nih.gov>

American Diabetes Association  
<http://www.diabetes.org>

National Center for Chronic Disease Prevention and Health Promotion  
<http://www.cdc.gov/diabetes>

#### **Key #6: Lower LDL Cholesterol**

American Heart Association  
[www.americanheart.org](http://www.americanheart.org)

**\*Please insert an underscore ( \_ ) where the space appears in the Web site address.**

Centers for Disease Control and Prevention  
<http://www.cdc.gov/stroke>

National Institutes of Health  
<http://www.nih.gov>

### **Key #7: Be Physically Active**

Centers for Disease Control and Prevention  
<http://www.cdc.gov/nccdphp/dnpa/physical/index.htm>

The U.S. Department of Health And Human Services  
<http://www.dhhs.gov/safety/#exercise>

The American College of Sports Medicine  
\*[http://www.acsm.org//AM/Template.cfm?Section=Home\\_Page](http://www.acsm.org//AM/Template.cfm?Section=Home_Page)

University of Pittsburgh Medical Center Health Library  
<http://www.upmc.com/HealthManagement/ManagingYourHealth/PersonalHealth/Senior/?chunkid=33789#lifestyle> Under Fitness

### **Key #8: Prevent Bone Loss & Muscle Weakness**

National Osteoporosis Foundation  
<http://www.nof.org/>

National Institutes of Health  
<http://www.nih.gov/>

National Institute on Aging  
<http://www.nia.nih.gov/>

Centers for Disease Control and Prevention  
<http://www.cdc.gov/>

**\*Please insert an underscore ( \_ ) where the space appears in the Web site address.**

## **Key #9: Maintain Social Contact**

Alzheimer's Association. (2007). Remain Socially Active. Retrieved July 31, 2007, from

\*[http://www.alz.org/we\\_can\\_help\\_remain\\_socially\\_active.asp](http://www.alz.org/we_can_help_remain_socially_active.asp)

MedicineNet. (2007). Retrieved August 1, 2007, from

<http://www.medicinenet.com/script/main/hp.asp>

Positive Aging Resource Center. (2004). Staying Connected. Retrieved July 31, 2007, from

\*[http://www.positiveaging.org/consumer/sc\\_volunteer.shtml](http://www.positiveaging.org/consumer/sc_volunteer.shtml)

## **Key #10: Combat Depression**

Late Life Depression Evaluation and Treatment Center

<http://www.wpic.pitt.edu/research/depr/>

National Institute of Mental Health

<http://www.nimh.nih.gov/>

Substance Abuse & Mental Health Services Administration

<http://www.samhsa.gov/>

**\*Please insert an underscore ( \_ ) where the space appears in the Web site address.**

**\*\*Remember, Web site addresses change periodically. If the Web site is no longer available, type in the organization that you are looking for and search the Internet.**

## References by Page Number

### Introduction

Page i.6 - Rose MA. Evaluation of a peer-education program on heart disease prevention with older adults. *Public Health Nursing*. 9(4):242-7, 1992 Dec.

Page i.8 - Villareal DT. Miller BV 3rd. Banks M. Fontana L. Sinacore DR. Klein S. Effect of lifestyle intervention on metabolic coronary heart disease risk factors in obese older adults. *American Journal of Clinical Nutrition*. 84(6):1317-23, 2006 Dec.

### Key #1: Lower Systolic Blood Pressure

Page 1.1 - American Heart Association  
<http://americanheart.org/presenter.jhtml?identifier=468>

Page 1.1 - National Center for Health Statistics, Trends in Healthy Americans. Health, United States, 2006

Page 1.2 - American Heart Association  
<http://americanheart.org/presenter.jhtml?identifier=578>

Page 1.2 - Your Guide to Lowering Your Blood Pressure  
US Department of Health and Human Services  
NIH Publication No. 03 – 5232, May 2003

Page 1.3 - American Heart Association: 2007 Statistical Fact Sheet  
<http://www.americanheart.org/downloadable/heart/1168618073572OLDER07.REV.pdf>

Page 1.4 - Your Guide to Lowering Your Blood Pressure  
US Department of Health and Human Services  
NIH Publication No. 03 – 5232, May 2003

**\*Please insert an underscore ( \_ ) where the space appears in the Web site address.**

## **Key #2: Stop Smoking**

Page 2.2 - Clearing the Air, NIH Publication No. 03-1647 April 2003  
[www.smokefree.gov](http://www.smokefree.gov)

Page 2.2 - START Program: [www.smokefree.gov](http://www.smokefree.gov)  
The Web site was created by the [Tobacco Control Research Branch](#) of the National Cancer Institute, with important contributions from other nationally recognized agencies and organizations such as the Centers for Disease Control and Prevention and the American Cancer Society.

Page 2.4 - Fiore MC, Bailey WC, Cohen SJ, et al. *Treating Tobacco Use and Dependence* [Clinical Practice Guideline]. Rockville, Md: US Department of Health and Human Services, Public Health Service; June 2000.

\*[http://www.respiratoryreviews.com/oct00/rr\\_oct00\\_tobacco.html](http://www.respiratoryreviews.com/oct00/rr_oct00_tobacco.html)

Page 2.5 - Clearing the Air, NIH Publication No. 03-1647 April 2003  
[www.smokefree.gov](http://www.smokefree.gov)

Page 2.9 - Clearing the Air, NIH Publication No. 03-1647 April 2003  
[www.smokefree.gov](http://www.smokefree.gov)

## **Key #3: Participate in Cancer Screenings**

Page 3.1 - CAUTION acronym, American Cancer Society  
\*[http://www.cancer.org/docroot/AA/content/AA\\_1\\_4\\_ACS\\_History.asp](http://www.cancer.org/docroot/AA/content/AA_1_4_ACS_History.asp)

Page 3.2 - American Cancer Society, Early Detection  
\*[http://www.cancer.org/docroot/PED/ped\\_2.asp?sitearea=PED](http://www.cancer.org/docroot/PED/ped_2.asp?sitearea=PED)

## **Key #4: Get Immunized Regularly**

Page 4.1 - Centers for Disease Control and Prevention, CDC Immunization Toolkit  
<http://www.cdc.gov/vaccines/>

\*Please insert an underscore ( \_ ) where the space appears in the Web site address.

Page 4.2 - American Cancer Society, Adult Immunization Schedule  
[\\*http://www.cancer.org/docroot/AA/content/AA\\_1\\_4\\_ACS\\_History.asp](http://www.cancer.org/docroot/AA/content/AA_1_4_ACS_History.asp)

Page 4.2 - Centers for Disease Control and Prevention  
<http://www.cdc.gov/vaccines/recs/schedules/adult-schedule.htm#print>

Page 4.3 - Centers for Disease Control and Prevention  
<http://www.cdc.gov/vaccines/recs/schedules/adult-schedule.htm#print>

Page 4.3 - Centers for Disease Control and Prevention, Preventing the Flu  
<http://www.cdc.gov/vaccines/vpd-vac/adult-vpd.htm#flu>

Page 4.7 - Centers for Disease Control and Prevention  
<http://www.cdc.gov/flu/about/disease.htm>

Page 4.8 - Centers for Disease Control and Prevention  
<http://www.cdc.gov/vaccines/vpd-vac/pneumo/default.htm>

## **Key #5: Regulate Blood Glucose**

Page 5.1 - American Diabetes Association  
<http://www.diabetes.org/diabetes-prevention/how-to-prevent-diabetes.jsp>

Page 5.1 - CDC, National Center for Chronic Disease Prevention and Health Promotion  
<http://www.cdc.gov/diabetes/pubs/general.htm#impaired>

Page 5.2 - CDC, National Center for Chronic Disease Prevention and Health Promotion  
<http://www.cdc.gov/diabetes/pubs/general.htm#impaired>

Page 5.2 - Knowler WC, Barrett-Connor E, Fowler SE, Hamman RF, Lachin JM, Walker EA, et al. "Reduction in the Incidence of Type 2 Diabetes with Lifestyle Intervention or Metformin." *N Engl J Med* 2002; 346:393-403.

**\*Please insert an underscore ( \_ ) where the space appears in the Web site address.**

Page 5.3 - American Diabetic Association

<http://www.diabetes.org/type-2-diabetes/well-being/heart-disease-and-stroke.jsp>

Page 5.5 - National Diabetes Education Program

\*[http://ndep.nih.gov/campaigns/SmallSteps/SmallSteps\\_index.htm](http://ndep.nih.gov/campaigns/SmallSteps/SmallSteps_index.htm)

Page 5.5 - Adler, A.I., Stratton, I.M., Neil, A.W., Yudkin, J.S., Matthews, D.R., Cull, C. A., et al. (2000). Association of systolic blood pressure with macrovascular and microvascular complications of type 2 diabetes (UKPDS 36): prospective observational study. *British Journal of Medicine* 321, 412-419.

Page 5.5 - CDC National Diabetes Fact Sheet

<http://www.cdc.gov/diabetes/pubs/general.htm>

## **Key #6: Lower LDL Cholesterol**

Page 6.1 - Centers for Disease Control and Prevention

\*[http://www.cdc.gov/stroke/risk\\_factors.htm](http://www.cdc.gov/stroke/risk_factors.htm)

Page 6.2 - Centers for Disease Control and Prevention

\*[http://www.cdc.gov/stroke/risk\\_factors.htm](http://www.cdc.gov/stroke/risk_factors.htm)

Page 6.2 - American Heart Association

<http://www.americanheart.org/presenter.jhtml?identifier=3046113>

Page 6.3 - American Heart Association

<http://www.americanheart.org/presenter.jhtml?identifier=180>

Page 6.3 - *Healthy Levels of Cholesterol*. American Heart Association

<http://www.americanheart.org/presenter.jhtml?identifier=4500>

**\*Please insert an underscore ( \_ ) where the space appears in the Web site address.**

## **Key #7: Be Physically Active**

Page 7.1 - U.S. Department of Health and Human Services. *Physical activity and health: A report of the Surgeon General*. Atlanta, GA: Centers for Disease Control and Prevention (CDC), National Center for Chronic Disease Prevention and Health Promotion, 1996.

[www.cdc.gov/nccdphp/sgr/sgr.htm](http://www.cdc.gov/nccdphp/sgr/sgr.htm)

Page 7.2 - Medicine & Science in Sports & Exercise, The American College of Sports Medicine: "The Recommended Quantity and Quality of Exercise for Developing and Maintaining Cardio-respiratory and Muscular Fitness, and Flexibility in Healthy Adults", Vol 30, Number 6, June 1998 Position Stand

Page 7.3 - Centers for Disease Control and Prevention, Overcoming Barriers

<http://www.cdc.gov/nccdphp/dnpa/physical/life/overcome.htm>

Page 7.10 - Wikipedia Dictionary

\*[http://en.wikipedia.org/wiki/Basal\\_metabolic\\_rate](http://en.wikipedia.org/wiki/Basal_metabolic_rate)

## **Key #8: Prevent Bone Loss & Muscle Weakness**

Page 8.1 - International Osteoporosis Foundation. (2007). Retrieved August 1, 2007, from

<http://www.iofbonehealth.org/newsroom/resources/image-normal-osteoporotic-bone.html>

## **Key #9: Maintain Social Contact**

Page 9.1 - Fillit HM. Butler RN. O'Connell AW. Albert MS. Birren JE. Cotman CW. Greenough WT. Gold PE. Kramer AF. Kuller LH. Perls TT. Sahagan BG. Tully T. Achieving and maintaining cognitive vitality with aging. *Mayo Clinic Proceedings*. 77(7):681-96, 2002 Jul.

**\*Please insert an underscore ( \_ ) where the space appears in the Web site address.**

Page 9.1 - Alzheimer's Association. (2007). Remain Socially Active. Retrieved July 31, 2007, from [\\*http://www.alz.org/we\\_can\\_help\\_remain\\_socially\\_active.asp](http://www.alz.org/we_can_help_remain_socially_active.asp)

Page 9.1 - MedicineNet. (2007). Retrieved August 1, 2007, from <http://www.medicinenet.com/script/main/hp.asp>

Page 9.1 - Positive Aging Resource Center. (2004). Staying Connected. Retrieved July 31, 2007, from [\\*http://www.positiveaging.org/consumer/sc\\_volunteer.shtml](http://www.positiveaging.org/consumer/sc_volunteer.shtml)

### **Key #10: Combat Depression**

Page 10.1 - Center for Substance Abuse Prevention. (2004). Screening and Assessment. Screening for Depression. *Out of the Shadows: Uncovering Substance Use and Elder Abuse*. Retrieved July 31, 2007, from [\\*http://pathwayscourses.samhsa.gov/elab/elab\\_4\\_pg11.htm](http://pathwayscourses.samhsa.gov/elab/elab_4_pg11.htm)

Page 10.1 - Late Life Depression Evaluation and Treatment Center. (2007). Late Life Depression: What you need to know. Retrieved July 31, 2007, from <http://www.wpic.pitt.edu/research/depr/depression.htm>

Page 10.2 - Late Life Depression Evaluation and Treatment Center. (2007). Late Life Depression: What you need to know. Retrieved July 31, 2007, from <http://www.wpic.pitt.edu/research/depr/depression.htm>

Page 10.2 - University of Pittsburgh Medical Center. (2007). Depression. Retrieved July 31, 2007, from <http://depression.upmc.com>

Page 10.3 - *Depression*. National Institute of Mental Health. <http://www.nimh.nih.gov/publicat/depression.cfm>

Page 10.5 - Sheikh, J., & Yesavage, J. A. (1986). Geriatric Depression Scale (GDS). Recent Evidence and Development of a Shorter Version. *Clinical Gerontologist*, 5(1/2), 165-173.

**\*Please insert an underscore ( \_ ) where the space appears in the Web site address.**

Page 10.7 - Late Life Depression Evaluation and Treatment Center. (2007).  
Late Life Depression: What you need to know. Retrieved July 31, 2007,  
from <http://www.wpic.pitt.edu/research/depr/depression.htm>

**\*Please insert an underscore ( \_ ) where the space appears in the Web site address.**

**\*\*Remember, Web site addresses change periodically. If the Web site is no longer available, type in the organization that you are looking for and search the Internet.**

Reference under the Terms and Conditions of the Award  
"Inventions" 37 CFR 401.14 (standard patent rights)

Reference "Publications" under Terms and Conditions of the  
Award

Reference 45 CFR 74.24(h) Program Income - (h) "The Patent and Trademark Laws Amendments, 35 USC section 200-212, award for performance of experimental, developmental, or research work. Unless the terms and conditions for the award provide otherwise, recipients shall have no obligation to HHS with respect to program income earned from license fees and royalties for copyrighted material, patents, patent applications, trademarks, and inventions made under an award."